

STYLE IN TILES

2018

CINCA 
Style in Tiles

ÍNDICE

INDEX

PERFIL CORPORATIVO COMPANY PROFILE	pag. 4
safetile - TECNOLOGIA ANTIBACTERIANA	pag. 8
safetile - ANTIBACTERIAL TECHNOLOGY	
ÍNDICE FORMATOS E EFEITOS NATURAIS	pag. 11
SIZE AND NATURAL LOOKS INDEX	
PAVIMENTOS FLOOR TILES	pag. 19
REVESTIMENTOS WALL TILES	pag. 143
CARACTERÍSTICAS TÉCNICAS TECHNICAL DATA	pag. 299
OUTROS ÍNDICES OTHER INDEXES	pag. 323

PORCELÂNICO PLENA MASSA, DECORADO
 FULL BODY PORCELAIN TILES, DECORATED
 GRÈS CÉRAME EN PLEINE MASSE, DÉCORE
 DURCHGEFÄRBTES DEKORIERTES FEINSTEINZEUG

ADAMASTOR	21
AUTHENTIC CONCRETE	25
BALANCE	31
FACTORY	37
IMAGINE	45
IMAGINE SOUL	51
IMAGINE VINTAGE	59
IMAGINE DECK	64
LOFT	67
MAGMA STONE	70
MERCURY	73
MIXAGE	79
NIRVANA	83
STONE CUT	91
STORY OF STONE	95

PORCELANATO VIDRADO
 GRÈS CÉRAME ÉMAILLÉ
 GLAZED PORCELAIN STONeware
 FEINSTEINZEUG GLASIERT

ALLURE	101
ASSOUAN STONE	104
BRICK ROAD	107
COTTO D'ALCOBAÇA	110
GALAXY	113
GOBI	117
HIGHLANDER	120
METEOR	123
MINERAL	127
RIVERSIDE	131
URBAN	134
WOODLAND	136
HEXAGON	138
COLEÇÃO DE FORMATO FORMAT COLLECTION	
BRANCOS	290

COLEÇÃO DE COR COLOUR COLLECTION

AZULEJO DE PASTA BRANCA BICOZEDURA
 DOUBLE FIRED WHITE BODY WALL TILE
 FAÏENCE EN PÂTE BLANCHE BI-CUISSON
 WEISS-SCHERBIGE ZWEIBRAND STEINGUTFLIESEN

32x75	BASTILLE	145
	SAN CARLO	149
M30x60	KAIRO	153
	SPICE	157
M25x75	ANTIGUA	163
	ARUBA	166
	BERNINI	169
	BRESCIA	181
	CAIMAN	187
	FLOW	193
	GLAM	197
	GRENADINES	201
	LUXURY	205
	MONTSERRAT	215
	S. LUCIA	218
	SKY	221
	SONORA	227
	TOBAGO	235
M25x55	BEL AIR	238
	BELLAGIO	240
	BELLE ARTI	242
	CAESARS	244
	LUXOR	246
	MANDALAY	248
	PASADENA	251
	SENSES	255
	STARLITE	258
	TUSCANY	261
	VENETIAN	266
M25x45	BAMBU	269
	COFFRAGE	273
	OPHELIA	277
	PANDORA	280
	PULSAR	282
	TALIA	284
15x15	POMBALINO	287



DESDE 1964
SINCE 1964

**5 unidades de produção
em Portugal**

5 production plants in Portugal

Presente em mais de 70 países
Present in over 70 countries

Há mais de 50 anos que trabalhamos para levar até a si cerâmica intemporal. Juntamos a matéria e a energia com a quinta-essência da nossa imaginação para fazer produtos que se projetam no futuro com arrojo e modernidade.

Conhecimento e experiência, passados entre as gerações dos pioneiros e uma equipa técnica jovem e dinâmica, permitem à CINCA um domínio inigualável das técnicas e soluções cerâmicas.

We have been working for over 50 years to bring to you timeless Ceramics.
We combine substance and energy together with the fifth element of our imagination to make products that project boldness and modernity into the future.

Knowledge and experience passed through generations, from the pioneers to a young and dynamic technical team allow CINCA an incomparable control of techniques and ceramic solutions.

Qualidade, Design e Serviço

Quality, Design and Service

OFERECENDO SEMPRE AS ÚLTIMAS TENDÊNCIAS

Nasceu na mágica década de 60, raiava o ano de 64 e nenhuma outra forma de descrever a CINCA seria tão nobre como dizer que se pauta, indubitavelmente, por itens que tatuam na sua actividade qualidade, rigor e profissionalismo.

Os produtos cerâmicos CINCA permitem criar um ambiente personalizado e elegante, qualquer que seja o espaço em que são aplicados - casas de banho, cozinhas, centros comerciais, fachadas etc, ao que acresce a imensa vantagem de exigirem muito pouca manutenção e de serem um produto natural, resistente ao fogo e não alergénico.

O Serviço ao Cliente é uma das prioridades da CINCA. Como tal, foram efectuados investimentos consideráveis num sistema integrado de informação e comunicação, de forma a permitir aos clientes uma ligação directa aos nossos serviços.

ALWAYS OFFERING THE LATEST TRENDS

Born in the magical years of the sixties, in 1964, there is no other way of describing CINCA than considering it as noble as to say that items are tattooed in its business such as quality, accuracy and professionalism.

The quality of the products has always been the main concern for CINCA. Whatever the purpose of the tiles, they are always made with the finest raw materials purchased from the market leaders. CINCA wall and floor tiles are manufactured exclusively with white body and meet the most strict international quality norms. CINCA ceramic products allow you to create a personalized and elegant setting, in whatever space they are applied - bathrooms, kitchens, shopping malls, facades etc, to which is added the huge advantage of requiring very little maintenance and being a natural product, fire resistant and non-allergenic.

Customer Service is one of the priorities of CINCA. As such, considerable investments were made based on an integrated system of information and communication in order to allow the customers direct access to our services.



Com uma presença continuada, desde há longos anos, nas principais feiras de cerâmica a nível mundial, casos da CERSAIE (Itália) e COVERINGS (U.S.A.), a CINCA não descarta uma maior proximidade com os seus clientes, levando também as suas últimas novidades a feiras de impacto mais regional.

A CINCA mantém uma estreita colaboração com gabinetes de design mundialmente conhecidos, podendo, assim, satisfazer as novas preferências dos consumidores e simultaneamente as necessidades dos arquitectos e urbanistas, sempre em busca de novas cores e de novas combinações de produtos. A gama CINCA, com a sua grande variedade e flexibilidade, permite a qualquer cliente encontrar a melhor solução para a renovação dos seus espaços.

With a continued presence, for many years in major exhibitions of ceramics worldwide, for example Cersaie (Bologna - Italy) and COVERINGS (U.S.A.), CINCA does not neglect a closer relationship with its customers, taking also its latest developments to more regional fairs.

CINCA keeps a close collaboration with world renowned design offices, and can so meet the new preferences of customers and simultaneously the needs of both the architects and planners, always looking for new colors and new combinations of products. The CINCA range, with its great variety and flexibility, allows any client to find the best solution for the refurbishment of their spaces







CUIDAR DO FUTURO

TAKING CARE FOR THE FUTURE



Os pavimentos e revestimentos cerâmicos da CINCA são fabricados usando as Melhores Técnicas Disponíveis (MTD ou BAT - Best Available Techniques) para a indústria cerâmica, reduzindo o consumo de energia e recursos naturais a um mínimo.

Em condições normais de utilização, a esperança de vida dos pavimentos e revestimentos cerâmicos é superior a qualquer outro produto destinado à mesma aplicação. Os produtos cerâmicos são considerados completamente inertes e não é necessário qualquer cuidado especial no seu tratamento como resíduo. Na eventualidade de renovação, os ladrilhos cerâmicos podem ser facilmente recicláveis e usados como matérias-primas para outras indústrias. Todos os materiais de embalagem (caixas, plásticos e paletes) são totalmente recicláveis e podem facilmente ser reutilizados.

The manufacturing of CINCA's wall and floor tiles is based on BAT – Best Available Techniques in the industry, with the aim of reducing natural resources and energy to a minimum.

Under normal conditions of use, life span of ceramic wall and floor tiles is higher than any other product conceived for the same use. Ceramic products are considered inert and no particular care is required in its treatment as a residue. In the event of replacement, ceramic tiles are easy to recycle and may be used as raw materials for other industries. All packaging materials (boxes, plastic and wooden pallets) are totally recyclable and easily reutilized.

safetile

clean and protect



Testes de Normas Internacionais

Teste Antibacteriano (ISO 27447):
redução de mais de 95% de colônias
de bactérias no espaço de 4 horas

Teste Antifungos (ISO 27447):
redução de mais de 85% de colônias
de fungos no espaço de 4 horas

Recomendado para:

TECNOLOGIA ANTIBACTERIANA para espaços mais limpos e seguros

**INSTITUIÇÕES DE SAÚDE
LARES DE TERCEIRA IDADE
ESCOLAS
HOTELARIA**

A CINCA utiliza uma fina camada superficial de nanopartículas submetida a um processo térmico especial para criar as características associadas ao safetile. Estas nanopartículas, com diâmetros geralmente inferiores a 100 nm, ligam-se quimicamente com a superfície da cerâmica durante o processo térmico, permitindo à superfície da peça adquirir propriedades auto esterilizantes na presença de luz natural ou artificial. Como resultado, a existência de bactérias e fungos é amplamente reduzida nos pavimentos e revestimentos SafeTile, promovendo-se igualmente a decomposição de outras substâncias como compostos orgânicos voláteis (COV) e óxidos de azoto (NOx) potencialmente presentes nas atmosferas poluídas. Os produtos SafeTile da CINCA têm a capacidade de decompor material orgânico e desativar microorganismos vivos comuns, reduzindo eficientemente a presença de bactérias, fungos, poluentes gasosos e até mesmo odores.

Os produtos SafeTile são especialmente recomendados para projetos públicos ou privados de grande escala, onde as propriedades auto-esterilizantes e super hidrofílicas são fatores de decisão fundamentais, como em hospitais, centros de saúde e lares para idosos, áreas públicas de grandes dimensões e revestimento externo em edifícios de múltiplos andares, para citar apenas alguns.

Na construção residencial, os produtos SafeTile são benéficos não apenas nas áreas óbvias, como cozinhas e banheiros, mas também em quartos e salas de estar devido às suas propriedades de decomposição de odores e purificação do ar.

Observações:

Quantidades mínimas requeridas para encomenda.
Por favor contacte-nos para mais informações.



Ecológico

Pavimentos e revestimentos cerâmicos tornam-se mais seguros sem a utilização de químicos perigosos.

Environmentally Friendly

Surfaces become safer without the use of dangerous chemicals.



Auto Esterilização

A presença de substâncias orgânicas assim como bactérias e fungos são largamente reduzidos na superfície cerâmica.

Self Sterilizing

The presence of organic substances as well as bacteria and fungus are largely reduced on ceramic surfaces.



Superhidrofílica Ação Contínua

Permite que manchas de óleo possam ser facilmente lavadas com água. As superfícies são melhor preservadas contra sujidade e manchas.

Superhydrophilic Continuous Action

Enable oil spots to be swept away easily with water. Surfaces are better preserved from dirt and stains.



Purificação do Ar Decompõe Odores

Também funciona como purificador de ar que decompõe substâncias orgânicas, ajudando a reduzir a poluição do ar.

Air Purification Decomposes Odours

The coating also works as an air purifier decomposing organic substances, helping to lower air pollution.

International Standard Testing

Antibacterial test (ISO 27447):
more than 95% bacterial colony
reduction within 4 hours

Antifungal test (ISO 27447):
more than 85% fungal colony reduction
within 4 hours

ANTIBACTERIAL COATING

for cleaner and safer spaces

Especially recommended for:

HEALTH-CARE CENTRES
ELDERLY DAY-CARE CENTRES
SCHOOLS
RETAIL FOOD COURTS

CINCA utilises a thin layer of nanoparticles subjected to a thermal process to create the special properties associated with safetile. These nanoparticles coating, with diameters generally below 100 nm, chemically bond with the tile surface during the thermal process, providing the surface of the tile with self-sterilizing properties in the presence of natural or artificial light. As a result, the presence of bacteria and fungi is largely reduced on the surface of SafeTile wall and floor tiles, also providing the decomposition of other substances as volatile organic compounds (VOC) and nitrogen oxides (NOx), potentially present in polluted atmospheres. CINCA's SafeTile products have the ability to decompose organic material and deactivate common living microorganisms, efficiently reducing the presence of bacteria, fungi, gaseous pollutants and even odours.

SafeTile products are especially recommended for large-scale public or private projects where Self Sterilizing and Super hydrophilic properties are key decision factors, as in hospitals, health-care centres and elderly day-care centres, public areas within large buildings and external cladding for multi-storey buildings, to name but a few.

In residential construction SafeTile products are beneficial not only in the obvious areas such as kitchens and bathrooms but also in bedrooms and living rooms due to their odour decomposition and air purification properties.

Please note:
Minimum quantities required for order.
Please contact us for more information.



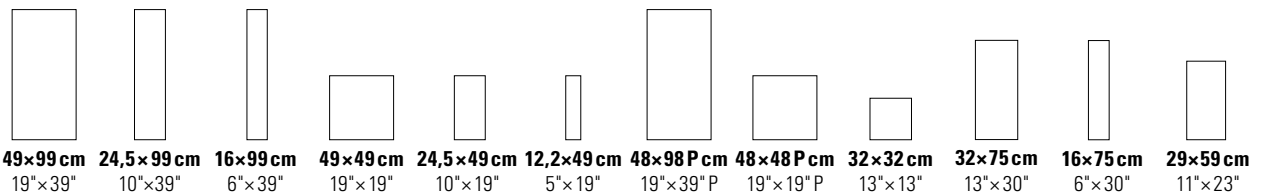
ÍNDICE

FORMATO E EFEITOS NATURAIS

SIZE AND NATURAL LOOKS

INDEX

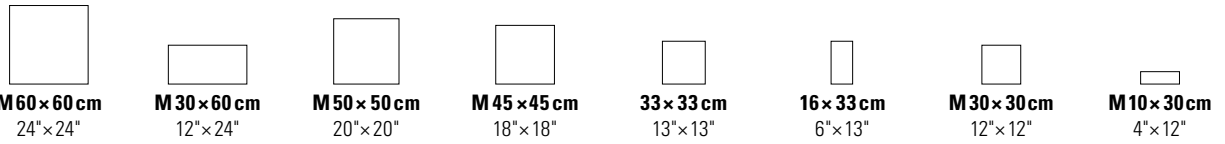
RETIFICADOS RECTIFIED



Model	49x99 cm	24,5x99 cm	16x99 cm	49x49 cm	24,5x49 cm	12,2x49 cm	48x98 P cm	48x48 P cm	32x32 cm	32x75 cm	16x75 cm	29x59 cm
ADAMASTOR	PPM			PPM		PPM						
AUTHENTIC CONCRETE	PPM	PPM		PPM								
BALANCE	PPM	PPM	PPM	PPM								
BASTILLE										PV		AZ
BERNINI				PV								
BRANCOS	PV									PV	AZ	AZ
HIGHLANDER	PV				PV							
IMAGINE				PPM								
IMAGINE DECK				PPM								
IMAGINE SOUL		PPM		PPM								
IMAGINE VINTAGE		PPM		PPM								
LOFT		PPM		PPM								
LUXURY	PV						PV	PV				
MAGMA STONE	PPM	PPM										
MERCURY	PPM	PPM		PPM	PPM							
MIXAGE	PPM	PPM		PPM								
NIRVANA	PPM											
S. LUCIA										PV		
SAN CARLO									PV	PV	AZ	
STONE CUT	PPM	PPM	PPM	PPM								
STORY OF STONE	PPM	PPM		PPM	PPM	PPM						

- PPM **PORCELÂNICO PLENA MASSA, DECORADO** FULL BODY PORCELAIN TILES, DECORATED
- PV **PORCELANATO VIDRADO** GLAZED PORCELAIN STONEWARE
- AZ **AZULEJO PASTA BRANCA BICOZEDURA** DOUBLE FIRED WHITE BODY WALL TILES

NÃO RETIFICADOS NOT RECTIFIED



ADAMASTOR			PPM					
ALLURE			PV		PV			
ANTIGUA								
ARUBA								
ASSOUAN STONE			PV					
AUTHENTIC CONCRETE			PPM					
BALANCE			PPM					
BAMBU				G				
BASTILLE								
BEL AIR								
BELLAGIO					G			
BELLE ARTI		PV			PV			PV
BERNINI		PV						PV
BRANCOS	G	AZ	PV		PV / G		G	
BRESCIA		PV			PV			PV
BRICK ROAD								
CAESARS					G			
CAIMAN				G				
COFFRAGE				G				
COTTO D'ALCOBAÇA					PV	PV		
FACTORY			PPM					
FLOW								
GALAXY	PV	PV			PV			PV
GLAM		PV			PV			PV
GOBI	PV							
GRENADINES								
HEXAGON								
HIGHLANDER			PV					
IMAGINE VINTAGE								
KAIRO		AZ						
LOFT			PPM					
LUXOR					G			
LUXURY			PV		PV			
MANDALAY					G			
METEOR	PV							
MINERAL	PV							
MONTSERRAT								
NIRVANA			PPM		PPM			
OPHELIA					G			
PANDORA					G			
PASADENA								
POMBALINO								
PULSAR					G			
RIVERSIDE	PV							
S. LUCIA								
SAN CARLO								
SENSES								
SKY								
SONORA								
SPICE		AZ						
STARLITE								
STONE CUT			PPM					
TALIA					G			
TOBAGO								
TUSCANY		PV			PV			PV
URBAN								PV
VENETIAN					G			
WOODLAND								PV

PPM **PORCELÂNICO PLENA MASSA, DECORADO** FULL BODY PORCELAIN TILES, DECORATED

PV **PORCELANATO VIDRADO** GLAZED PORCELAIN STONWARE

G **GRÉS VIDRADO** GLAZED FLOOR TILES

AZ **AZULEJO PASTA BRANCA BICOZEDURA** DOUBLE FIRED WHITE BODY WALL TILE

MADEIRAS WOOD



8710



8712



8716



8720



8732



8740



8742



8744



8754



8756



8770



8771



8772




8773



8774



9100



9101



9102



9103



9104



9105




9106



9107



9050



9051




9052



9053



9054



9035



9036



9037

IMAGINE

CARVALHO OAK	8710
CARVALHO BRANCO OAK WHITE	8712
CEREJEIRA CHERRY TREE	8716
WENGUÉ WENGUÉ	8720
ZEBRANO ZEBRANO	8732
HICKORY NATURAL HICKORY NATURAL	8740
NOGUEIRA WALNUT	8742
HICKORY BROWN HICKORY BROWN	8744

IMAGINE DECK

CASTANHO BROWN	8754
CINZA GREY	8756

IMAGINE VINTAGE

WHITE WHITE	8770
GRAFITE GRAPHITE	8771
FOREST FOREST	8772
SEPIA SEPIA	8773
EUCALYPTUS EUCALYPTUS	8774

IMAGINE SOUL

COCO COCONUT	9100
CAJU CASHEW	9101
CHIA CHIA	9102
CAFÉ COFFEE	9103
SÉSAMO SESAME	9104
PIMENTA PEPPER	9105
AMORA BLACKBERRY	9106
AMÊNDOA ALMOND	9107

WOODLAND

BRANCO WHITE	9050
SEPIA SEPIA	9051
GRAFITE GRAPHITE	9052
FOREST FOREST	9053
NOGUEIRA BRANCO WHITE WALNUT	9054

LOFT

BRANCO WHITE	9035
JEANS JEANS	9036
ANTRACITE ANTHRACITE	9037

MÁRMORES MARBLE



8681




9010



9012



9014




8870



8880




8881




8882



8883



8884



8694



8690




8691



8692



8693



8930



8931



8933



8934




9072



9073



9074



9070



9071



9075

BELLE ARTI

DOLOMITE	8681	6128
-----------------	------	------

BASTILLE

BRANCO WHITE	9010	7103
---------------------	------	------

S. LUCIA

BEGE BEIGE	9012	6036
-------------------	------	------

SAN CARLO

BEGE BEIGE	9014	7122
-------------------	------	------

BERNINI | LUXURY

CARRARA	8870	6108
----------------	------	------

CALACATTA ORO	8880	6106
----------------------	------	------

STATUARIO	8881	6107
------------------	------	------

MARFIL	8882	6110
---------------	------	------

BARDIGLIO	8883	6109
------------------	------	------

EMPERADOR LIGHT	8884	6111
------------------------	------	------

BRESCIA

BONE BONE	8690	6116
------------------	------	------

CINZA PETRÓLEO PETROL GREY	8691	6117
-----------------------------------	------	------

CINZA GREY	8692	6118
-------------------	------	------

BEGE BEIGE	8693	6119
-------------------	------	------

TAUPE TAUPE	8694	6120
--------------------	------	------

TUSCANY

BRANCO WHITE	8930	4086
---------------------	------	------

CINZA ESCURO DARK GREY	8933	4089
-------------------------------	------	------

BEGE BEIGE	8931	4087
-------------------	------	------

SILVER SILVER	8934	4090
----------------------	------	------

FLOW

OROBICO SILVER	9072	4102
-----------------------	------	------

STATUARIO ARABESCATO	9073	4103
-----------------------------	------	------

CARRARA VENATINO	9074	4104
-------------------------	------	------

GLAM

DOLOMITE BIANCO	9070	4100
------------------------	------	------


ONICE BIANCO	9071	4101
---------------------	------	------

AMANI GREY	9075	4105
-------------------	------	------


PEDRAS STONE



8610




8612



9025



9147



9143



9144




9145




9146




8920



8921




8922




8923



8925




8926




8927




8660




8661



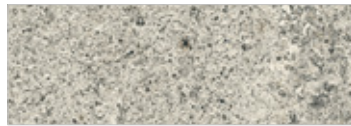
8662



8663




9021



9022




9023



9030



9031



9032



9033

HIGHLANDER

BEGE BEIGE 8610

ANTRACITE ANTHRACITE 8612

MAGMA STONE

ANTRACITE ANTHRACITE 9025

MERCURY

BRANCO WHITE 9143

CINZA GREY 9144

TORTORA TORTORA 9145

ANTRACITE ANTHRACITE 9146

INDIAN INDIAN 9147

METEOR

SANDBAR 8920

SAFARI 8921

NATURA 8922

TARTUFO 8923

MINERAL

BRANCO NACAR NACAR WHITE 8925

CINZA NEBLINA MIST GREY 8926

MOKA MOCHA 8927

STONE CUT

BRANCO WHITE 8660

CINZA GREY 8661

BEGE BEIGE 8662

ANTRACITE ANTHRACITE 8663

STORY OF STONE

AMÊNDOA ALMOND 9021

CINZA GREY 9022

BEGE BEIGE 9023

MIXAGE

BRANCO WHITE 9030

BEGE BEIGE 9031

BETÃO CONCRETE 9032

ANTRACITE ANTHRACITE 9033

BETÃO CONCRETE




8830



8831



8832



8833



8685



8686



8687




8688



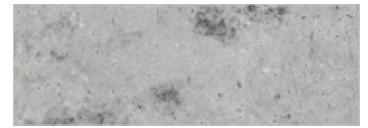
8819




8820



8821



8822



8823



8825



8826



8827

AUTHENTIC CONCRETE

BRANCO WHITE	8830
BETÃO CONCRETE	8831
ANTRACITE ANTHRACITE	8832
VISION VISON	8833

COFFRAGE

BRANCO WHITE	8685	3093
BEGE BEIGE	8686	3094
TERRA EARTH	8687	3095
CINZA GREY	8688	3096


FACTORY

BRANCO NUVEM WHITE CLOUD	8819	6112
BRANCO WHITE	8820	6113
TAUPE TAUPE	8821	6115
BETÃO CONCRETE	8822	6114
ANTRACITE ANTHRACITE	8823	

URBAN

BRANCO WHITE	8825
BETÃO CONCRETE	8826
TAUPE TAUPE	8827

COTTO COTTO



8200




8202



8204



8206



8945



8946




8947



8948



8949



4700



4701



4702

COTTO D'ALCOBAÇA

BEGE BEIGE	8200
CONHAQUE COGNAC	8202
ROSA PINK	8204
VERMELHO RED	8206

GALAXY

BRANCO WHITE	8945
BEGE BEIGE	8946
TORTORA TORTORA	8947
ANTRACITE ANTHRACITE	8948
COTTO COTTO	8949

BRICK ROAD

OLD STREET	4700
LOMBARD STREET	4701
MAPLE STREET	4702
BOURBON STREET	4703



4703



PORCELÂNICO PLENA MASSA, DECORADO

FULL BODY PORCELAIN TILES, DECORATED
GRÈS CÉRAME EN PLEINE MASSE, DÉCORÉ
DURCHGEFÄRBTES DEKORIERTES FEINSTEINZEUG



- **Resistente à flexão, abrasão, manchas e produtos químicos**
 - **Resistente ao tráfego intenso**
 - **Estética como componente do design**
 - **Produtos resistentes, de alta durabilidade, higiênicos, de fácil manutenção e agradáveis à vista**
- High resistance to flexure, scratching, chemical agents and abrasion
 - Heavy-duty performers
 - Aesthetically as a design component
 - Durable, hygienic, easy to maintain and pleasing to the eye



49×99 cm
19"×39"



24,5×99 cm
10"×39"




16×99 cm
6"×39"



16×99 CHV cm
6"×39" CHV



24×49 HEX cm
9"×19" HEX



49×49 cm
19"×19"



24,5×49 cm
10"×19"



12,2×49 cm
5"×19"



M 50×50 cm
20"×20"



CINZA GREY | 49 x 99 cm | 8621

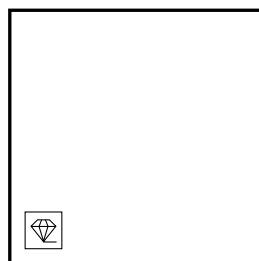
A modern dining room with dark tables, red chairs, and copper pendant lights. The room features a long window with a view of a city street, a tufted bench, and several potted plants. The tables are set with white plates, glasses, and silverware. The floor is made of large, light-colored tiles.

ADAMASTOR



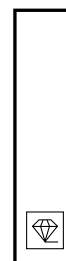
49×99 cm 19"×39"

↓ ↑ **11 mm** 0,433 in



49×49 cm 19"×19"

↓ ↑ **9,7 mm** 0,382 in




12,2×49 cm 5"×19"

↓ ↑ **9,7 mm** 0,382 in

	49×99 ¹⁸¹	49×99L ¹⁴³	49×99AD ¹³³	49×49 ¹¹⁵	49×49L ¹⁸⁵	12,2×49 ¹²²
BEGE BEIGE	8620	8620	8620	8620	8620	8620
BRONZE BRONZE	8624	8624	8624	8624	8624	8624
CASTANHO CHESTNUT	8625	8625	8625	8625	8625	8625
CINZA GREY	8621	8621	8621	8621	8621	8621
ANTRACITE ANTHRACITE	8622	8622	8622	8622	8622	8622
PRETO BLACK	8623	8623	8623	8623	8623	8623

L = Lapado Semi-Polished **AD** = Antiderrapante Slip-Resistant


MOSAICO 64
MOSAIC 64



33×33 cm 13"×13"

↓ ↑ **9,7 mm** 0,382 in ¹⁵⁷

MOSAICO 12
MOSAIC 12



32,5×50 cm 13"×20"


↓ ↑ **9,7 mm** 0,382 in ¹⁵⁸

BEGE BEIGE	8620/640	8620/012
BRONZE BRONZE	8624/640	8624/012
CASTANHO CHESTNUT	8625/640	8625/012
CINZA GREY	8621/640	8621/012
ANTRACITE ANTHRACITE	8622/640	8622/012
PRETO BLACK	8623/640	8623/012

* **3,9×3,9cm** ^{117/32"} × ^{117/32"}



BEGE BEIGE | 49×99 cm | 8820
BEGE BEIGE | MOSAICO 12 \ MOSAIC 12 | 32,5×50 cm | 8820/012



M 50×50 cm 20"×20"

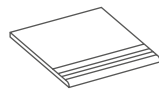
9,7 mm 0,382 in

M 50×50 cm 100

BEGE BEIGE	8620
BRONZE BRONZE	8624
CASTANHO CHESTNUT	8625
CINZA GREY	8621
ANTRACITE ANTHRACITE	8622
PRETO BLACK	8623



ESCADA STEP TREAD



33 × 50 ESC cm
13"×20" ESC

9,7 mm 0,382 in 45

33 × 49 ESC cm
13"×19" ESC

9,7 mm 0,382 in 46

RODAPÉ BULLNOSE



8×50 ROD cm
3 1/8"×20" ROD

9,7 mm 0,382 in 22

8×49 ROD cm
3 1/8"×19" ROD

9,7 mm 0,382 in 24

BEGE BEIGE	8620	8620	8620	8620
BRONZE BRONZE	8624	8624	8624	8624
CASTANHO CHESTNUT	8625	8625	8625	8625
CINZA GREY	8621	8621	8621	8621
ANTRACITE ANTHRACITE	8622	8622	8622	8622
PRETO BLACK	8623	8623	8623	8623




Revestimento \ Wall Tile:
ANTRACITE ANTHRACITE | MOSAICO 36 \ MOSAIC 36 | 33×33 cm | 8832/036


Pavimento \ Floor Tile:
ANTRACITE ANTHRACITE | 49×99 AD cm | 8832 AD

AUTHENTIC CONCRETE



AUTHENTIC CONCRETE






AUTHENTIC CONCRETE

PORCELÂNICO PLENA MASSA, DECORADO
 FULL BODY PORCELAIN TILES, DECORATED
 GRÈS CÉRAME EN PLEINE MASSE, DÉCORÉ
 DURCHGEFÄRBTES DEKORIERTES FEINSTEINZEUG



49 × 99 cm 19" × 39"

11 mm 0,433 in



24,5 × 99 cm 10" × 39"

11 mm 0,433 in

	49 × 99 <small>131</small>	49 × 99 AD <small>133</small>	24,5 × 99 <small>134</small>	24,5 × 99 AD <small>134</small>
BRANCO WHITE	8830	8830	8830	8830
BETÃO CONCRETE	8831	8831	8831	8831
ANTRACITE ANTHRACITE	8832	8832	8832	8832
VISON VISON	8833	8833	8833	8833


AD = Antiderrapante Slip-Resistant

ANTIC


	49 × 99 <small>131</small>	24,5 × 99 <small>134</small>
BRANCO WHITE	8830/990	8830/240
BETÃO CONCRETE	8831/990	8831/240
ANTRACITE ANTHRACITE	8832/990	8832/240
VISON VISON	8833/990	8833/240

ATÉ 18 VARIAÇÕES GRÁFICAS
 UP TO 18 GRAPHIC VARIATIONS

ATÉ 36 VARIAÇÕES GRÁFICAS
 UP TO 36 GRAPHIC VARIATIONS




BRANCO WHITE | 49 × 99 cm | 8830



49x49 cm 19"×19"


9,7 mm 0,382 in



M50x50 cm 20"×20"

9,7 mm 0,382 in

MOSAICO 36
MOSAIC 36



33x33 cm 13"×13"

9,7 mm 0,382 in

	49 x 49 115	49 x 49 AD 116	M 50 x 50 100	M 50 x 50 AD 101	158
BRANCO WHITE	8830	8830	8830	8830	8830/036
BETÃO CONCRETE	8831	8831	8831	8831	8831/036
ANTRACITE ANTHRACITE	8832	8832	8832	8832	8832/036
VISION VISON	8833	8833	8833	8833	8833/036

AD = Antiderrapante Slip-Resistant

* **5,2x5,2 cm** 2³/₆₄"×2³/₆₄"

ANTIC

	49 x 49 131	M 50 x 50 134
BRANCO WHITE	8830/490	8830/500
BETÃO CONCRETE	8831/490	8831/500
ANTRACITE ANTHRACITE	8832/490	8832/500
VISION VISON	8833/490	8833/500

ATÉ 38 VARIAÇÕES GRÁFICAS
UP TO 38 GRAPHIC VARIATIONS

ATÉ 38 VARIAÇÕES GRÁFICAS
UP TO 38 GRAPHIC VARIATIONS

RODAPÉ BULLNOSE



8x49 ROD cm 3¹/₈"×19" ROD

9,7 mm 0,382 in 24

8x50 ROD cm 3¹/₈"×20" ROD

9,7 mm 0,382 in 22

BRANCO WHITE	8830	8830
BETÃO CONCRETE	8831	8831
ANTRACITE ANTHRACITE	8832	8832
VISION VISON	8833	8833



VISION VISON | 24,5×99 cm | 8833





BALANCE

NOVIDADE NOVELTY



TAUPE TAUPE | M50x50 · M50x50 AD cm | 9094



CINZA GREY | MOSAICO MURETO 16 \ MOSAIC MURETO 16 | 24x49 cm | 9097





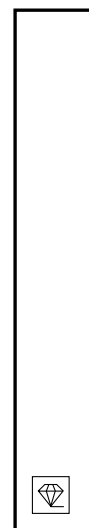
49×99 cm 19"×39"

↓ ↑ 11 mm 0,433 in



24,5×99 cm 10"×39"

↓ ↑ 11 mm 0,433 in



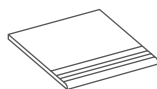
16×99 cm 6"×39"

↓ ↑ 11 mm 0,433 in

	49×99 ¹³¹	49×99 AD ¹³³	49×99 L ¹⁴³	24,5×99 ¹³⁴	24,5×99 AD ¹³⁴	24,5×99 L ¹⁴⁵	16×99 ¹³⁴	16×99 AD ¹³⁴	16×99 L ¹⁴⁵
TAUPE TAUPE	9094	9094	9094	9094	9094	9094	9094	9094	9094
BRANCO WHITE	9095	9095	9095	9095	9095	9095	9095	9095	9095
BEGE BEIGE	9096	9096	9096	9096	9096	9096	9096	9096	9096
CINZA GREY	9097	9097	9097	9097	9097	9097	9097	9097	9097
CINZA MÉDIO MEDIUM GREY	9098	9098	9098	9098	9098	9098	9098	9098	9098
ANTRACITE ANTHRACITE	9099	9099	9099	9099	9099	9099	9099	9099	9099

L = Lapado Semi-Polished **AD** = Antiderrapante Slip-Resistant

ESCADA
STEP TREAD



33×49 ESC cm
13"×19" ESC

↓ ↑ 9,7 mm 0,382 in ⁴⁶

33×50 ESC cm
13"×20" ESC

↓ ↑ 9,7 mm 0,382 in ⁴⁵

RODAPÉ
BULLNOSE



8×99 ROD cm
3 1/8"×39" ROD

↓ ↑ 11 mm 0,433 in ⁴¹

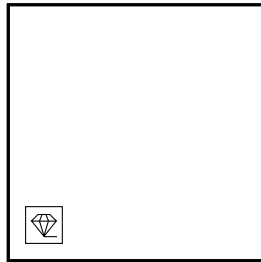
8×49 ROD cm
3 1/8"×19" ROD

↓ ↑ 9,7 mm 0,382 in ²⁴

8×50 ROD cm
3 1/8"×20" ROD


↓ ↑ 9,7 mm 0,382 in ²²

TAUPE TAUPE	9094	9094	9094	9094	9094
BRANCO WHITE	9095	9095	9095	9095	9095
BEGE BEIGE	9096	9096	9096	9096	9096
CINZA GREY	9097	9097	9097	9097	9097
CINZA MÉDIO MEDIUM GREY	9098	9098	9098	9098	9098
ANTRACITE ANTHRACITE	9099	9099	9099	9099	9099



49×49 cm 19"×19"

9,7 mm 0,382 in




M50×50 cm 20"×20"

9,7 mm 0,382 in

49×49 <small>115</small>	49×49 AD <small>116</small>	49×49 L <small>135</small>	M50×50 <small>100</small>	M50×50 AD <small>101</small>
9094	9094	9094	9094	9094
9095	9095	9095	9095	9095
9096	9096	9096	9096	9096
9097	9097	9097	9097	9097
9098	9098	9098	9098	9098
9099	9099	9099	9099	9099

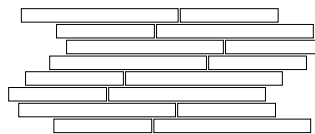
MOSAICO 36
MOSAIC 36



33×33 cm 13"×13"

9,7 mm 0,382 in 49

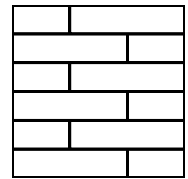
MOSAICO MURETO 16
MOSAIC MURETO 16



24×49 cm 9"×19"

9,7 mm 0,382 in 72

MOSAICO 3D 12
3D MOSAIC 12



33×33 cm 13"×13"

9,7 mm 0,382 in 51

TAUPE TAUPE	9094/640	9094/016	9094/048
BRANCO WHITE	9095/640	9095/016	9095/048
BEGE BEIGE	9096/640	9096/016	9096/048
CINZA GREY	9097/640	9097/016	9097/048
CINZA MÉDIO MEDIUM GREY	9098/640	9098/016	9098/048
ANTRACITE ANTHRACITE	9099/640	9099/016	9099/048


* **5,2×5,2 cm** 2^{3/64}"×2^{3/64}"





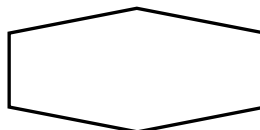
FACTORY

PORCELÂNICO PLENA MASSA, DECORADO
 FULL BODY PORCELAIN TILES, DECORATED
 GRÈS CÉRAME EN PLEINE MASSE, DÉCORÉ
 DURCHGEFÄRBTES DEKORIERTES FEINSTEINZEUG



M 50×50 cm 20"×20"

9,7 mm 0,382 in




24×49 HEX cm 9"×19"

8,5 mm 0,335 in

MOSAICO 36

MOSAIC 36



33×33 cm 13"×13"

9,7 mm 0,382 in

	M 50×50 <small>100</small>	M 50×50 AD <small>101</small>	24×49 HEX <small>117</small>	33×33 <small>49</small>
BRANCO NUVEM WHITE CLOUD	8819	8819	-	8819/640
BRANCO WHITE	8820	8820	8820	8820/640
TAUPE TAUPE	8821	8821	8821	8821/640
BETÃO CONCRETE	8822	8822	8822	8822/640
ANTRACITE ANTHRACITE	8823	8823	8823	8823/640

AD = Antiderrapante Slip-Resistant

* **5,2×5,2 cm** 2^{3/64}"×2^{3/64}"

ATÉ 13 VARIAÇÕES GRÁFICAS
UP TO 13 GRAPHIC VARIATIONS

ATÉ 27 VARIAÇÕES GRÁFICAS
UP TO 27 GRAPHIC VARIATIONS


RODAPÉ
BULLNOSE



8×50 ROD cm 3^{1/8}"×20" ROD

9,7 mm 0,382 in 22

BRANCO NUVEM WHITE CLOUD	8819
BRANCO WHITE	8820
TAUPE TAUPE	8821
BETÃO CONCRETE	8822
ANTRACITE ANTHRACITE	8823



ANTRACITE ANTHRACITE | M 50×50 cm | 8823



BRANCO NUVEM WHITE CLOUD




BRANCO WHITE



BETÃO CONCRETE



ANTRACITE ANTHRACITE



TAUPE TAUPE



Revestimento \ Wall Tile:

TAUPE TAUPE | M25×45 cm | 6115

BRANCO NUVEM WHITE CLOUD | M25×45 cm | 6112

BRANCO NUVEM WHITE CLOUD | ANTIC | M25×45 cm | 6112/800

TAUPE TAUPE | DOTS | 30×30 cm | 0450/394

Pavimento \ Floor Tile:

BRANCO NUVEM WHITE CLOUD | M50×50 cm | 8819


BRANCO NUVEM WHITE CLOUD | MOSAICO 36 \ MOSAIC 3 | 33×33 cm | 8819/640





M25×75 cm 10"×30"

9 mm 0,354 in **82**



M25×45 cm 10"×18"

8 mm 0,315 in **64**

RODAPÉ
BULLNOSE



7,5×25 cm 3"×10"

8 mm 0,315 in **14**

BRANCO NUVEM WHITE CLOUD	6112	6112
BRANCO WHITE	6113	6113
BETÃO CONCRETE	6114	6114
TAUPE TAUPE	6115	6115

6112/050
6113/050
6114/050
6115/050

ATÉ 20 VARIAÇÕES GRÁFICAS
UP TO 20 GRAPHIC VARIATIONS



ANTIC

M25×75 cm

82



6112/800



6113/800



6114/800



6115/800

ANTIC

M25×45 cm

64



6112/800



6113/800



6114/800



6115/800 **64**




BRANCO NUVEM WHITE CLOUD | M 25×45 cm | 6112
 BRANCO NUVEM WHITE CLOUD | ANTIC | M 25×45 cm | 6112/800
 TAUPE TAUPE | DOTS | 30×30 cm | 0450/394



DOTS

30×30 cm 12"×12"

113



TAUPE TAUPE 0450/394

9mm 0,354 in


RAZOR

M 25×75 cm

82




6112/300



6113/300



6114/300



6115/300

PIRAMIDE

M 25×75 cm

82




6112/650



6113/650



6114/650

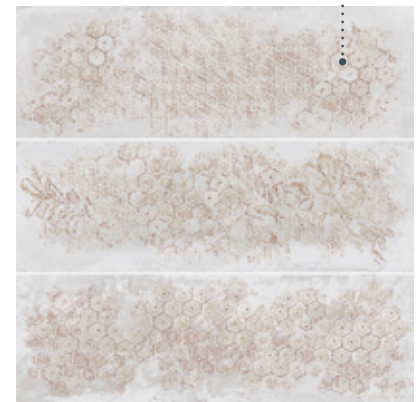



6115/650

STAMP

M 75×75 cm

145



BRANCO NUVEM WHITE CLOUD 6112/001

BRANCO WHITE 6113/001

BETÃO CONCRETE 6114/001

TAUPE TAUPE 6115/001



HICKORY BROWN HICKORY BROWN | 16×99 cm | 8744



IMAGINE



HICKORY NATURAL HICKORY NATURAL | 16×99 · 16×99AD cm | 8740

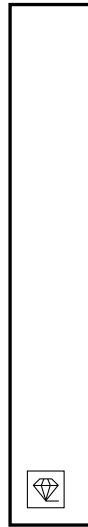
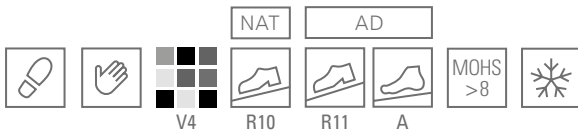


IMAGINE



NOGUEIRA WALNUT | Antiderrapante \ Slip-resistant | 16x99 AD cm | 8742

PORCELÂNICO PLENA MASSA, DECORADO
 FULL BODY PORCELAIN TILES, DECORATED
 GRÈS CÉRAME EN PLEINE MASSE, DÉCORÉ
 DURCHGEFÄRBTES DEKORIERTES FEINSTEINZEUG



16×99 cm 6"×39"

\pm 11 mm 0,433 in ¹³⁴

	16×99	16×99 AD
CARVALHO OAK	8710	8710
CARVALHO BRANCO OAK WHITE	8712	8712
CEREJEIRA CHERRY TREE	8716	8716
WENGUÉ WENGUÉ	8720	8720
ZEBRANO ZEBRANO	8732	8732
HICKORY NATURAL HICKORY NATURAL	8740	8740
NOGUEIRA WALNUT	8742	8742
HICKORY BROWN HICKORY BROWN	8744	8744

AD = Antiderrapante Slip-Resistant

RODAPÉ BULLNOSE



8×99 ROD cm 3¹/₈"×39" ROD \pm 11 mm 0,433 in ⁴¹

CARVALHO OAK	8710
CARVALHO BRANCO OAK WHITE	8712
CEREJEIRA CHERRY TREE	8716
WENGUÉ WENGUÉ	8720
ZEBRANO ZEBRANO	8732
HICKORY NATURAL HICKORY NATURAL	8740
NOGUEIRA WALNUT	8742
HICKORY BROWN HICKORY BROWN	8744

■ Artigos vendidos ao m² Products are sold per m²

● Artigos vendidos à peça Products are sold 'per piece'

ATÉ 45 VARIAÇÕES GRÁFICAS
 UP TO 45 GRAPHIC VARIATIONS



CARVALHO BRANCO
OAK WHITE

CARVALHO
OAK

HICKORY NATURAL
HICKORY NATURAL

CEREJEIRA
CHERRY TREE



NOGUEIRA
WALNUT

ZEBRANO
ZEBRANO

HICKORY BROWN
HICKORY BROWN

WENGUÉ
WENGUÉ



CAJU CASHEW | 24,5×99 cm | 9101

CAJU CASHEW | RODAPÉ \ BULLNOSE | 8×99 cm | 9101

A modern hallway with light-colored wood-look tile flooring. The walls are white with a wooden baseboard. A white glass door is on the right, and two framed abstract art pieces are mounted on the wall. Sunlight streams in from the door, casting shadows on the floor. In the background, a living area with a sofa and a table is visible through an open doorway.

IMAGINE SOUL

NOVIDADE NOVELTY





CAJU
CASHEW

AMÊNDOA
ALMOND

CAFÉ
COFFEE

SÉSAMO
SESAME



COCO
COCONUT

CHIA
CHIA

PIMENTA
PEPPER

AMORA
BLACKBERRY



CHIA CHIA | 16×99cm | 9102

CHIA CHIA | MOSAICO ESPINHA 11 \ SPINE MOSAIC 11 | 30×30cm | 9102/112

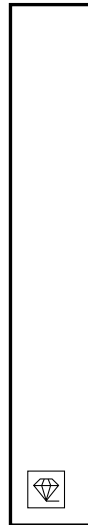
IMAGINE SOUL

PORCELÂNICO PLENA MASSA, DECORADO
 FULL BODY PORCELAIN TILES, DECORATED
 GRÈS CÉRAME EN PLEINE MASSE, DÉCORÉ
 DURCHGEFÄRBTES DEKORIERTES FEINSTEINZEUG



24,5x99 cm 10"×39"

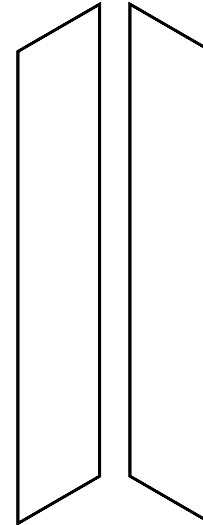
11 mm 0,433 in 134



16x99 cm 6"×39"

11 mm 0,433 in 134

CHEVRON
CHEVRON



16x99 CHV cm 6"×39" CHV

11 mm 0,433 in 152

	24,5x99	24,5x99 AD	16x99	16x99 AD	
COCO COCONUT	9100	9100	9100	9100	9100/100
CAJU CASHEW	9101	9101	9101	9101	9101/100
CHIA CHIA	9102	9102	9102	9102	9102/100
CAFÉ COFFEE	9103	9103	9103	9103	9103/100
SÉSAMO SESAME	9104	9104	9104	9104	9104/100
PIMENTA PEPPER	9105	9105	9105	9105	9105/100
AMORA BLACKBERRY	9106	9106	9106	9106	9106/100
AMÊNDOA ALMOND	9107	9107	9107	9107	9107/100

AD = Antiderrapante Slip-Resistant

ATÉ 20 VARIAÇÕES GRÁFICAS
UP TO 20 GRAPHIC VARIATIONS

ATÉ 30 VARIAÇÕES GRÁFICAS
UP TO 30 GRAPHIC VARIATIONS

RODAPÉ BULLNOSE



8x99 ROD cm 3¹/₈"×39" ROD


11 mm 0,433 in 41

COCO COCONUT	9100	SÉSAMO SESAME	9104
CAJU CASHEW	9101	PIMENTA PEPPER	9105
CHIA CHIA	9102	AMORA BLACKBERRY	9106
CAFÉ COFFEE	9103	AMÊNDOA ALMOND	9107





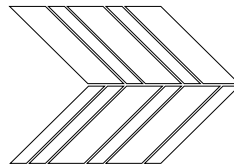
MOSAICO 36
MOSAIC 36



33 x 33 cm 13" x 13"

11 mm 0,433 in 49

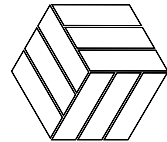
MOSAICO ESPINHA 11
SPINE MOSAIC 11



30 x 30 cm 12" x 12"

11 mm 0,433 in 62

MOSAICO HEXAGONAL 9
HEXAGONAL MOSAIC 9




23 x 26 cm 9" x 10"

11 mm 0,433 in 62

COCO COCONUT	9100/640	9100/112	9100/009
CAJU CASHEW	9101/640	9101/112	9101/009
CHIA CHIA	9102/640	9102/112	9102/009
CAFÉ COFFEE	9103/640	9103/112	9103/009
SÉSAMO SESAME	9104/640	9104/112	9104/009
PIMENTA PEPPER	9105/640	9105/112	9105/009
AMORA BLACKBERRY	9106/640	9106/112	9106/009
AMÊNDOA ALMOND	9107/640	9107/112	9107/009

* **5,2 x 5,2 cm** 2³/₆₄" x 2³/₆₄"



CAJU CASHEW | 24 x 99 · 16 x 99 cm | 9101



SEPIA SEPIA | 24,5×99 · 16×99 cm | 8773

A modern living room with a large window, a brick fireplace, a leather sofa, a wooden coffee table, and a red cabinet. The room features a mix of materials including wood, brick, and leather. The floor is made of wide, light-colored wooden planks. A large window on the left side of the room offers a view of green trees. A brick fireplace is a central feature. To the right, there is a red cabinet and a staircase with dark steps. The overall aesthetic is contemporary and rustic.

IMAGINE VINTAGE



FOREST FOREST | 24,5×99 cm | 8772

SEPIA SEPIA | Antiderrapante \ Slip-Resistant | 16×99 AD cm | 8773



IMAGINE VINTAGE



WHITE WHITE | 24,5×99 - 16×99 cm | 8770

PORCELÂNICO PLENA MASSA, DECORADO
 PORCELAIN TILES, DECORATED
 GRÈS CÉRAME EN PLEINE MASSE, DÉCORE
 DURCHGEFÄRBTES DEKORIERTES FEINSTEINZEUG



EUCALYPTUS
EUCALYPTUS

WHITE
WHITE

SEPIA
SEPIA


FOREST
FOREST

GRAFITE
GRAPHITE



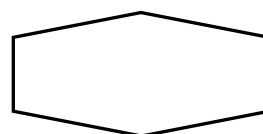
24,5×99 cm 10"×39"

11 mm 0,433 in **134**



16×99 cm 6"×39"

11 mm 0,433 in **134**

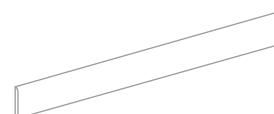


24×49 HEX cm 9"×19" HEX

8,5 mm 0,335 in **117**

ATÉ 36 VARIAÇÕES GRÁFICAS
UP TO 36 GRAPHIC VARIATIONS

RODAPÉ
BULLNOSE



8×99 ROD cm 3¹/₈"×39" ROD

11 mm 0,433 in **41**

	24,5×99	24,5×99 AD	16×99	16×99 AD	
WHITE WHITE	8770	8770	8770	8770	8770
GRAFITE GRAPHITE	8771	8771	8771	8771	8771
FOREST FOREST	8772	8772	8772	8772	8772
SEPIA SEPIA	8773	8773	8773	8773	8773
EUCALYPTUS EUCALYPTUS	8774	8774	8774	8774	-

AD = Antiderrapante Slip-Resistant

WHITE WHITE	8770
GRAFITE GRAPHITE	8771
FOREST FOREST	8772
SEPIA SEPIA	8773
EUCALYPTUS EUCALYPTUS	8774

IMAGINE DECK

CASTANHO BROWN | 16x99 cm | 8754

PORCELÂNICO PLENA MASSA, DECORADO
 PORCELAIN TILES, DECORATED
 GRÈS CÉRAME EN PLEINE MASSE, DÉCORE
 DURCHGEFÄRBTES DEKORIERTES FEINSTEINZEUG




16×99 cm 6"×39"

\pm 11 mm 0,433 in $\frac{134}{41}$

CASTANHO BROWN	8754
CINZA GREY	8756

RODAPÉ
BULLNOSE



8×99 ROD cm 3^{1/8}"×39" ROD

\pm 11 mm 0,433 in $\frac{41}{41}$

8754
8756



CASTANHO
BROWN

CINZA
GREY

■ **Artigos vendidos ao m²** Products are sold per m² ● **Artigos vendidos à peça** Products are sold 'per piece'



CINZA GREY | 16×99 cm | 8756



BRANCO WHITE | 24,5×99cm | 9035

JEANS JEANS | 24,5×99cm | 9036

ANTRACITE ANTHRACITE | 24,5×99cm | 9037

LOFT



PORCELÂNICO PLENA MASSA, DECORADO
 FULL BODY PORCELAIN TILES, DECORATED
 GRÈS CÉRAME EN PLEINE MASSE, DÉCORÉ
 DURCHGEFÄRBTES DEKORIERTES FEINSTEINZEUG




24,5×99 cm 10"×39"

↓ ↑ 11 mm 0,433 in 134



16×99 cm 6"×39"

↓ ↑ 11 mm 0,433 in 134



M50×50 cm 20"×20"

↓ ↑ 9,7 mm 0,382 in 100

BRANCO WHITE	9035	9035	9035
JEANS JEANS	9036	9036	9036
ANTRACITE ANTHRACITE	9037	9037	9037

RODAPÉ
BULLNOSE



8×50 ROD cm
3 1/8"×20" ROD

↓ ↑ 9,7mm 0,382 in 22

BRANCO WHITE	9035
JEANS JEANS	9036
ANTRACITE ANTHRACITE	9037



BRANCO WHITE | M50×50 cm | 9035



BRANCO WHITE


JEANS JEANS

ANTRACITE ANTHRACITE

MAGMA STONE


ANTRACITE ANTHRACITE | 49×99 cm · 24,5×99 cm | 9025

PORCELÂNICO PLENA MASSA, DECORADO
 FULL BODY PORCELAIN TILES, DECORATED
 GRÈS CÉRAME EN PLEINE MASSE, DÉCORÉ
 DURCHGEFÄRBTES DEKORIERTES FEINSTEINZEUG



49×99 cm 19"×39"

11 mm 0,433 in 131



24,5×99 cm 9"×39"

11 mm 0,433 in 134

RODAPÉ
BULLNOSE



8×99 ROD cm 3¹/₈"×39" ROD

11 mm 0,433 in 41

ANTRACITE ANTHRACITE

9025

9025

9025

ATÉ 10 VARIAÇÕES GRÁFICAS
UP TO 10 GRAPHIC VARIATIONS

ATÉ 20 VARIAÇÕES GRÁFICAS
UP TO 20 GRAPHIC VARIATIONS



ANTRACITE ANTHRACITE | 49×99 cm | 9025



Revestimento \ Wall Tile:

BRANCO WHITE | 24,5×99 · 16×99 cm | 9143

IMAGINE SOUL | **CAFÉ** COFFEE | 16×99 cm | 9103

Pavimento \ Floor Tile:

ANTRACITE ANTHRACITE | 49×99 cm | 9146

A modern interior space featuring a prominent wooden pillar with horizontal slats. A dark metal staircase with wooden treads is positioned to the right. A potted plant sits in a dark grey planter box. The floor is covered in large, grey, stone-look tiles. Large windows in the background offer a view of greenery.

MERCURY

NOVIDADE NOVELTY



ANTHRACITE ANTHRACITE | 16×99 cm | 9146




TORTORA TORTORA | 24,5×99 · 16×99cm | 9145



Revestimento \ Wall Tile:
INDIAN INDIAN | MOSAICO MURETO 16 \ MOSAIC MURETO 16 | 24x49 cm | 9174/016

Pavimento \ Floor Tile:
INDIAN INDIAN | 49x99 - 49x49 cm | 9174



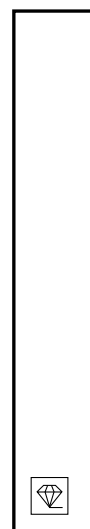
49×99 cm 19"×39"

↓ ↑ 11 mm 0,433 in 131



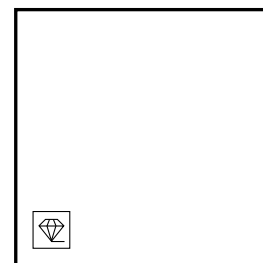
24,5×99 cm 10"×39"

↓ ↑ 11 mm 0,433 in 134



16×99 cm 6"×39"

↓ ↑ 11 mm 0,433 in 134



49×49 cm 19"×19"

↓ ↑ 11 mm 0,433 in 131

BRANCO WHITE	9143	9143	9143	9143
CINZA GREY	9144	9144	9144	9144
TORTORA TORTORA	9145	9145	9145	9145
ANTRACITE ANTHRACITE	9146	9146	9146	9146
INDIAN INDIAN	9147	9147	9147	9147

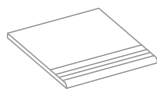
▲ **ATÉ 10 VARIAÇÕES GRÁFICAS**
UP TO 10 GRAPHIC VARIATIONS

▲ **ATÉ 20 V. GRÁF.**
UP TO 20 GRAPH. V.

▲ **ATÉ 30 V. GRÁF.**
UP TO 30 GRAPH. V.

▲ **ATÉ 20 VARIAÇÕES GRÁFICAS**
UP TO 20 GRAPHIC VARIATIONS

ESCADA
STEP TREAD



33 × 49 ESC cm 13"×19" ESC

↓ ↑ 11 mm 0,433 in 46

RODAPÉ
BULLNOSE



8×99 ROD cm 3¹/₈"×39" ROD

↓ ↑ 11 mm 0,433 in 41


8×49 ROD cm 3¹/₈"×19" ROD

↓ ↑ 11 mm 0,433 in 24

BRANCO WHITE	9143	9143	9143
CINZA GREY	9144	9144	9144
TORTORA TORTORA	9145	9145	9145
ANTRACITE ANTHRACITE	9146	9146	9146
INDIAN INDIAN	9147	9147	9147



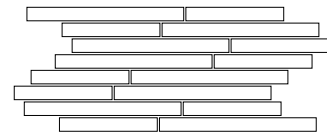
MOSAICO 36
MOSAIC 36



33x33 cm 13" x 13"

11 mm 0,433 in **49**

MOSAICO MURETO 16
MOSAIC MURETO 16





24x49 cm 9" x 19"

11 mm 0,433 in **72**

BRANCO WHITE	9143/640	9143/016
CINZA GREY	9144/640	9144/016
TORTORA TORTORA	9145/640	9145/016
ANTRACITE ANTHRACITE	9146/640	9146/016
INDIAN INDIAN	9147/640	9147/016

* **5,2x5,2 cm** 2³/₆₄" x 2³/₆₄"





Revestimento \ Wall Tile:

BRANCO WHITE | 16×99 cm | 9030

IMAGINE VINTAGE | **FOREST** FOREST | 16×99 cm | 8772

Pavimento \ Floor Tile:

BRANCO WHITE | 49×99 cm | 9030

MIXAGE

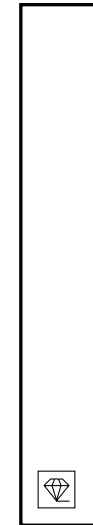




49×99 cm 19"×39"
 11 mm 0,433 in 131



24,5×99 cm 10"×39"
 11 mm 0,433 in 134



16×99 cm 6"×39"
 11 mm 0,433 in 134

BRANCO WHITE	9030	9030	9030
BEGE BEIGE	9031	9031	9031
BETÃO CONCRETE	9032	9032	9032
ANTRACITE ANTHRACITE	9033	9033	9033

ATÉ 15 VARIAÇÕES GRÁFICAS
 UP TO 15 GRAPHIC VARIATIONS

ATÉ 28 VARIAÇÕES GRÁFICAS
 UP TO 28 GRAPHIC VARIATIONS


ATÉ 42 VARIAÇÕES GRÁFICAS
 UP TO 42 GRAPHIC VARIATIONS

RODAPÉ
 BULLNOSE



8×99 ROD cm 3 1/8"×39" ROD
 11 mm 0,433 in 41

BRANCO WHITE	9030
BEGE BEIGE	9031
BETÃO CONCRETE	9032
ANTRACITE ANTHRACITE	9033



BETÃO CONCRETE | 16×99 cm | 9032






Revestimento \ Wall Tile:
ANTRACITE ANTHRACITE | M 25x75 cm | 6125

Pavimento \ Floor Tile:
FUMO SMOKE | 49x99 cm | 9063



NIRVANA




49×99 cm 19"×39"

± 11 mm 0,433 in 131



M 50×50 cm 20"×20"


± 9,7 mm 0,382 in 100



33×33 cm 13"×13"

± 8 mm 0,315 in 72

MOSAICO IRREGULAR
IRREGULAR MOSAIC



30×30 cm 12"×12"

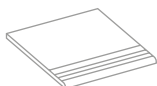
± 8 mm 0,315 in 51

BRANCO WHITE	9060	9060	9060	9060/920
GRÈGE GRÈGE	9061	9061	9061	9061/920
CARAMELO CARAMEL	9062	9062	9062	9062/920
FUMO SMOKE	9063	9063	9063	9063/920
ANTRACITE ANTHRACITE	9064	9064	9064	9064/920
BREEZE BREEZE	9065	9065	9065	9065/920

ATÉ 10 V. GRÁFICAS
UP TO 10 GRAPHIC V.

ATÉ 20 VARIAÇÕES GRÁFICAS
UP TO 20 GRAPHIC VARIATIONS

ESCADA
STEP TREAD



33×50 ESC cm

13"×20" ESC

± 9,7 mm 0,382 in 45

RODAPÉ
BULLNOSE



8×99 ROD cm

3 1/8"×39" ROD

± 11 mm 0,433 in 41

8×50 ROD cm

3 1/8"×20" ROD


± 9,7 mm 0,382 in 22

8×33 ROD cm

3 1/8"×13" ROD

± 8 mm 0,315 in 13

BRANCO WHITE	9060	9060	9060	9060
GRÈGE GRÈGE	9061	9061	9061	9061
CARAMELO CARAMEL	9062	9062	9062	9062
FUMO SMOKE	9063	9063	9063	9063
ANTRACITE ANTHRACITE	9064	9064	9064	9064
BREEZE BREEZE	9065	9065	9065	9065



ANTRACITE ANTHRACITE | MOSAICO IRREGULAR \ IRREGULAR MOSAIC | 30x30 cm | 9064/920



Revestimento \ Wall Tile:

GRÈGE GRÈGE | M 25×75 cm | 6122

CARAMELO CARAMEL | M 25×75 cm | 6123


CARAMELO CARAMEL | DUNA | M 25×75 cm | 6123/100

CARAMELO CARAMEL | DOTS | 30×30 cm | 0450/388

Pavimento \ Floor Tile:

GRÈGE GRÈGE | 33×33 cm | 9061





M 25x75 cm 10" x 30"

9 mm 0,354 in **82**

BRANCO WHITE	6121
GRÈGE GRÈGE	6122
CARAMELO CARAMEL	6123
FUMO SMOKE	6124
ANTRACITE ANTHRACITE	6125
BREEZE BREEZE	6126

ATÉ 20 VARIAÇÕES GRÁFICAS
 UP TO 20 GRAPHIC VARIATIONS

RODAPÉ
 BULLNOSE

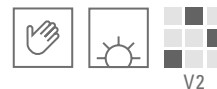


7,5x25 cm 3" x 10"

8 mm 0,315 in **14**

BRANCO WHITE	6121/050
GRÈGE GRÈGE	6122/050
CARAMELO CARAMEL	6123/050
FUMO SMOKE	6124/050
ANTRACITE ANTHRACITE	6125/050
BREEZE BREEZE	6126/050





PIRAMIDE
M 25×75 cm

82



6121/650



6126/650



6124/650



6125/650



6122/650




6123/650

DUNA
M 25×75 cm


82




6121/100




6126/100




6124/100



6125/100



6122/100



6123/100

PIRAMIDE
M 25×75 cm

82



DESERTO DESERT

6121/651




GELO ICE

6121/652

WATERCOLOR
M 25×75 cm

133





BREEZE - OURO BREEZE - GOLD

6121/002

DOTS
30×30 cm 12"×12"

9mm 0,354 in

113



CARAMELO CARMEL
0450/388



Revestimento \ Wall Tile:
CINZA GREY | 16×99 cm | 8661


Pavimento \ Floor Tile:
CINZA GREY | Antiderrapante \ Slip-resistant | 49×99 cm · 24,5×99 cm · 16×99 cm | 8661 AD

STONE CUT



STONE CUT

PORCELÂNICO PLENA MASSA, DECORADO
 FULL BODY PORCELAIN TILES, DECORATED
 GRÈS CÉRAME EN PLEINE MASSE, DÉCORÉ
 DURCHGEFÄRBTES DEKORIERTES FEINSTEINZEUG



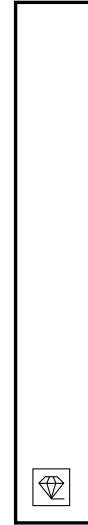
49 × 99 cm 19" × 39"

↓ ↑ 11 mm 0,433 in



24,5 × 99 cm 10" × 39"

↓ ↑ 11 mm 0,433 in



16 × 99 cm 6" × 39"

↓ ↑ 11 mm 0,433 in


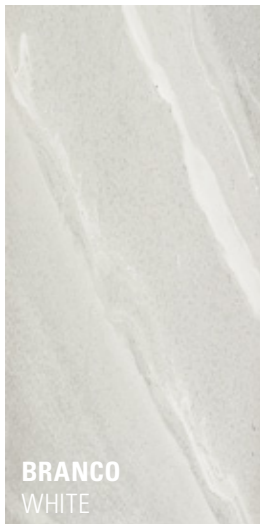
	49 × 99 <small>131</small>	49 × 99 L <small>143</small>	49 × 99 AD <small>133</small>	24,5 × 99 <small>134</small>	24,5 × 99 L <small>145</small>	24,5 × 99 AD <small>134</small>	16 × 99 <small>134</small>	16 × 99 L <small>145</small>	16 × 99 AD <small>134</small>
BRANCO WHITE	8660	8660	8660	8660	8660	8660	8660	8660	8660
CINZA GREY	8661	8661	8661	8661	8661	8661	8661	8661	8661
BEGE BEIGE	8662	8662	8662	8662	8662	8662	8662	8662	8662
ANTRACITE ANTHRACITE	8663	8663	8663	8663	8663	8663	8663	8663	8663


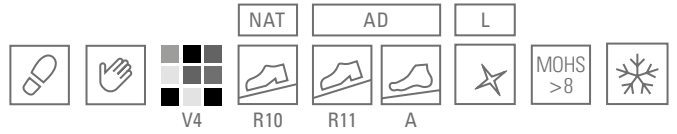
L = Lapado Semi-Polished **AD = Antiderrapante** Slip-Resistant

ATÉ 15 VARIAÇÕES GRÁFICAS
UP TO 15 GRAPHIC VARIATIONS

ATÉ 30 VARIAÇÕES GRÁFICAS
UP TO 30 GRAPHIC VARIATIONS

ATÉ 45 VARIAÇÕES GRÁFICAS
UP TO 45 GRAPHIC VARIATIONS





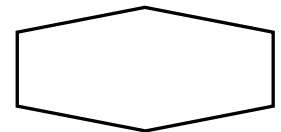
49×49 cm 19"×19"

9,7 mm 0,382 in



M50×50 cm 20"×20"

9,7 mm 0,382 in



24×49 HEX cm 9"×19" HEX

8,5 mm 0,335 in

	49 × 49 <small>115</small>	49 × 49 L <small>135</small>	49 × 49 AD <small>116</small>	M50 × 50 <small>100</small>	M50 × 50 AD <small>101</small>	<small>117</small>
BRANCO WHITE	8660	8660	8660	8660	8660	8660
CINZA GREY	8661	8661	8661	8661	8661	8661
BEGE BEIGE	8662	8662	8662	8662	8662	8662
ANTRACITE ANTHRACITE	8663	8663	8663	8663	8663	8663

ATÉ 30 VARIAÇÕES GRÁFICAS
UP TO 30 GRAPHIC VARIATIONS

ATÉ 30 VARIAÇÕES GRÁFICAS
UP TO 30 GRAPHIC VARIATIONS

ATÉ 37 VARIAÇÕES GRÁFICAS
UP TO 37 GRAPHIC VARIATIONS

RODAPÉ
BULLNOSE



8×49 ROD cm
3¹/₈"×19" ROD

9,7 mm 0,382 in 24

8×50 ROD cm
3¹/₈"×20" ROD

9,7 mm 0,382 in 22

BRANCO WHITE	8660	8660
CINZA GREY	8661	8661
BEGE BEIGE	8662	8662
ANTRACITE ANTHRACITE	8663	8663



BRANCO WHITE | 49×99 cm | 8660





STORY OF STONE

STORY OF STONE

PORCELÂNICO PLENA MASSA, DECORADO
 FULL BODY PORCELAIN TILES, DECORATED
 GRÈS CÉRAME EN PLEINE MASSE, DÉCORÉ
 DURCHGEFÄRBTES DEKORIERTES FEINSTEINZEUG



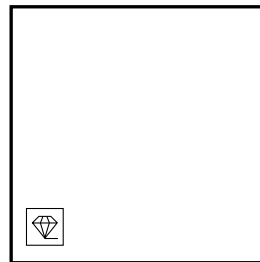
49 × 99 cm 19" × 39"

↓ ↑ 11 mm 0,433 in



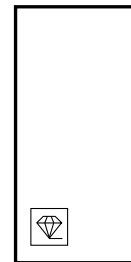
24,5 × 99 cm 10" × 39"

↓ ↑ 11 mm 0,433 in



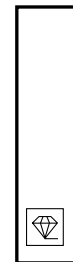
49 × 49 cm 19" × 19"

↓ ↑ 11 mm 0,433 in



24,5 × 49 cm 10" × 19"

↓ ↑ 11 mm 0,433 in



12,2 × 49 cm 5" × 19"

↓ ↑ 11 mm 0,433 in

	49 × 99 ¹³¹	49 × 99 A ¹³³	24,5 × 99 ¹³⁴	24,5 × 99 A ¹³⁵	49 × 49 ¹³¹	49 × 49 A ¹³³	24,5 × 49 ¹³⁶	24,5 × 49 A ¹³⁷	12,2 × 49 ¹⁴²	12,2 × 49 A ¹⁴³
AMÊNDOA ALMOND	9021	9021	9021	9021	9021	9021	9021	9021	9021	9021
CINZA GREY	9022	9022	9022	9022	9022	9022	9022	9022	9022	9022
BEGE BEIGE	9023	9023	9023	9023	9023	9023	9023	9023	9023	9023

A = Amaciado Honed

▲ **ATÉ 12 VARIAÇÕES GRÁFICAS**
UP TO 12 GRAPHIC VARIATIONS


▲ **ATÉ 24 V. GRÁF.**
UP TO 24 GRAP. V.

▲ **ATÉ 24 V. GRÁFICAS**
UP TO 24 GRAPHIC V.

▲ **ATÉ 46 V. GRÁF.**
UP TO 46 GRAP. V.

▲ **ATÉ 11 V. GRÁF.**
UP TO 11 GRAPHIC V.

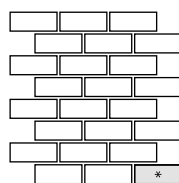
MOSAICO 36
MOSAIC 36



33 × 33 cm 13" × 13"

↓ ↑ 11 mm 0,433 in ¹⁵⁸

MOSAICO 24
MOSAIC 24



33 × 33 cm 13" × 13"

↓ ↑ 11 mm 0,433 in ¹⁵⁹

RODAPÉ
BULLNOSE



8 × 99 ROD cm
3¹/₈" × 39" ROD

↓ ↑ 11 mm 0,433 in ⁴¹

8 × 49 ROD cm
3¹/₈" × 19" ROD

↓ ↑ 11 mm 0,433 in ²⁴

AMÊNDOA ALMOND	9021/036	9021/024
CINZA GREY	9022/036	9022/024
BEGE BEIGE	9023/036	9023/024
POLICROMO MULTICOLOUR	9023/136	9023/124

* **5,2 × 5,2 cm** 2³/₆₄" × 2³/₆₄"

* **3,8 × 9,2 cm** 1¹/₂" × 3⁵/₈"

AMÊNDOA ALMOND	9021	9021
CINZA GREY	9022	9022
BEGE BEIGE	9023	9023





PORCELANATO VIDRADO

GLAZED PORCELAIN STONEWARE

GRÈS CÉRAME ÉMAILLÉ

FEINSTEINZEUG GLASIERT



- **Resistente à flexão, manchas e produtos químicos**
 - **Estética como componente do design**
 - **Produtos resistentes, de alta durabilidade, higiênicos, de fácil manutenção e agradáveis à vista**
- High resistance to flexure, scratching, chemical agents and abrasion
 - Aesthetically as a design component
 - Durable, hygienic, easy to maintain and pleasing to the eye



49 × 99 cm
19" × 39"



32 × 32 cm
13" × 13"



M 60 × 60 cm
24" × 24"



M 30 × 60 cm
12" × 24"



M 10 × 30 cm
4" × 12"



33 × 33 cm
13" × 13"



7,5 × 25 cm
3" × 10"



24 × 49 HEX cm
9" × 19" HEX

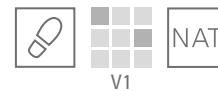




BRANCO WHITE | M50x50 cm | 8560




ALLURE



M 50x50 cm 20"×20"

9,7 mm 0,382 in 82



33x33 cm 13"×13"

8 mm 0,315 in 69

RODAPÉ
BULLNOSE



8x50 ROD cm
3 1/8"×20" ROD

9,7 mm 0,382 in 22

8x33 ROD cm
3 1/8"×13" ROD

8 mm 0,315 in 18



LILÁS LILAC	4	8558	8558
CORAL CORAL	3	8559	8559
BRANCO WHITE	5	8560	8560
BEGE BEIGE	4	8561	8561
CINZA GREY	3	8562	8562
CASTANHO BROWN	2	8563	8563
BRONZE BRONZE	2	8564	8564
PRETO BLACK	2	8565	8565
PÉROLA PEARL	5	8566	8566
PRATA SILVER	3	8567	8567
CAPPUCCINO CAPPUCCINO	3	8568	8568
TAUPE TAUPE	2	8569	8569
CINZA AÇO STEEL GREY	3	8570	8570
CINZA PROFUNDO DEEP GREY	3	8571	8571
AZUL BLUE	3	8572	8572
HAVANNA HAVANNA	2	8573	8573

8558	8558
8559	8559
8560	8560
8561	8561
8562	8562
8563	8563
8564	8564
8565	8565
8566	8566
8567	8567
8568	8568
8569	8569
8570	8570
8571	8571
8572	8572
8573	8573


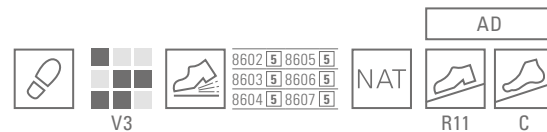
16 CORES
16 COLOURS



ASSOUAN STONE

BEGE BEIGE | M50 x 50 AD cm | 8606

PORCELANATO VIDRADO
 GLAZED PORCELAIN STONEWARE
 GRÈS CÉRAME ÉMAILLÉ
 FEINSTEINZEUG GLASIERT



M 50x50 cm 20"×20"

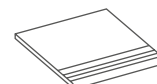
9,7 mm 0,382 in

	M 50x50 85	M 50x50 AD 93
AREIA SAND	8602	8605
BEGE BEIGE	8603	8606
CINZA GREY	8604	8607

AD = Antiderrapante Slip-Resistant

ATÉ 10 VARIAÇÕES GRÁFICAS
 UP TO 10 GRAPHIC VARIATIONS

ESCADA
 STEP TREAD



50x50 ESC cm 20"×20" ESC

9,7 mm 0,382 in

42
8605
8606
8607





Revestimento \ Wall Tiles:

OLD STREET | 7,5x25 cm | 4700

OLD STREET | VINTAGE | 7,5x25 cm | 4700/803

Pavimento \ Floor Tiles:

IMAGINE VINTAGE | **FOREST** | 16x99 cm | 8772


BRICK ROAD

LOMBARD STREET | 7,5×25 cm | 4701

MAPLE STREET | 7,5×25 cm | 4702
MAPLE STREET | TOWN | 7,5×25 cm | 4702/801



PORCELANATO VIDRADO
 GLAZED PORCELAIN STONEWARE
 GRÈS CÉRAME ÉMAILLÉ
 FEINSTEINZEUG GLASIERT



7,5 × 25 cm 3" × 10"

10 mm 0,394 in 74

OLD STREET	4700
LOMBARD STREET	4701
MAPLE STREET	4702
BOURBON STREET	4703

MAIS DE 50 VARIAÇÕES GRÁFICAS
 MORE THAN 50 GRAPHIC VARIATIONS

VINTAGE




96 4700/803

ATÉ 49 VARIAÇÕES GRÁFICAS
 UP TO 49 GRAPHIC VARIATIONS



OLD STREET



MAPLE STREET



LOMBARD STREET



BOURBON STREET

TOWN



96 4700/801



96 4702/801

ATÉ 12 VARIAÇÕES GRÁFICAS
 UP TO 12 GRAPHIC VARIATIONS




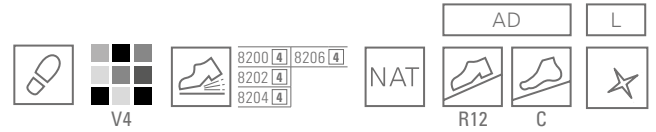
96 4703/801

COTTO D'ALCOBAÇA




VERMELHO RED | 16 x 33 cm | 8206

PORCELANATO VIDRADO
 GLAZED PORCELAIN STONEWARE
 GRÈS CÉRAME ÉMAILLÉ
 FEINSTEINZEUG GLASIERT



33×33 cm 13"×13"

8 mm 0,315 in



16×33 cm 6"×13"

8 mm 0,315 in

	33×33 ⁷⁴	33×33L ¹²⁸	33×33AD ⁷⁴	82
BEGE BEIGE	8200	8200	8200	8200
CONHAQUE COGNAC	8202	8202	8202	8202
ROSA PINK	8204	8204	8204	8204
VERMELHO RED	8206	8206	8206	8206

L = Lapado Semi-Polished AD = Antiderrapante Slip-Resistant

ATÉ 24 VARIAÇÕES GRÁFICAS
 UP TO 24 GRAPHIC VARIATIONS



ALCOA

16×24 cm 6"×9"

8 mm 0,315 in ⁴⁴



CONHAQUE - BEGE
 COGNAC - BEIGE
 8202/211



VERMELHO - ROSA
 RED - PINK
 8206/211

ALCOA

16×16 cm 6"×6"

8 mm 0,315 in ²⁵



CONHAQUE - BEGE
 COGNAC - BEIGE
 8202/212



VERMELHO - ROSA
 RED - PINK
 8206/212

RODAPÉ
 BULLNOSE



8×33 ROD cm
 3 1/8"×13" ROD

8 mm 0,315 in ⁸

CANTO DE DEGRAU
 STEP CORNER



5,5×35 CD cm
 2 1/8"×14" CD

8 mm 0,315 in ¹⁰⁵

TOPO DE DEGRAU
 STEP TOP



5,5×33 TD cm
 2 1/8"×13" TD

8 mm 0,315 in ⁵⁷

BEGE BEIGE	8200	8200	8200
CONHAQUE COGNAC	8202	8202	8202
ROSA PINK	8204	8204	8204
VERMELHO RED	8206	8206	8206




Revestimento \ Wall Tiles:
ANTRACITE ANTHRACITE | MOSAICO MURETO \ MOSAIC MURETO | 32,5x60cm | 8948/012

Pavimento \ Floor Tiles:
TORTORA TORTORA | M 30x60 cm | 8947



GALAXY





M 60×60 cm 24"×24"

10 mm 0,394 in 103



M 30×60 cm 12"×24"

10 mm 0,394 in 97

MOSAICO MURETO
MOSAIC MURETO



32,5×60 cm 13"×24"

10 mm 0,394 in 158

BRANCO WHITE	8945	8945	8945/012
BEGE BEIGE	8946	8946	8946/012
TORTORA TORTORA	8947	8947	8947/012
ANTRACITE ANTHRACITE	8948	8948	8948/012
COTTO COTTO	8949	8949	8949/012

ATÉ 12 VARIAÇÕES GRÁFICAS
UP TO 12 GRAPHIC VARIATIONS

ATÉ 24 VARIAÇÕES GRÁFICAS
UP TO 24 GRAPHIC VARIATIONS

RODAPÉ
BULLNOSE



8×60 ROD cm 3^{1/8}"×24" ROD


10 mm 0,394 in 27

BRANCO WHITE	8945
BEGE BEIGE	8946
TORTORA TORTORA	8947
ANTRACITE ANTHRACITE	8948
COTTO COTTO	8949



BRANCO WHITE

BEGE BEIGE




V3

R10

A

MOSAICO 36
MOSAIC 36



33x33 cm 13" x 13"

10 mm 0,394 in **49**

8945/640



8946/640

8947/640

8948/640

8949/640

*** 5,2x5,2 cm** 2³/₆₄" x 2³/₆₄"



TORTORA TORTORA

ANTRACITE ANTHRACITE

COTTO COTTO




CINZA GREY | M 60×60 cm | 8943

CINZA GREY | FLORAL | M 60×60 cm | 8943/800

CINZA GREY | GEOMÉTRICO | M 60×60 cm | 8943/820




GOBI



M60×60 cm 24"×24"

10 mm 0,394 in

MOSAICO 36
MOSAIC 36



33×33 cm 13"×13"

10 mm 0,394 in

MOSAICO MURETO
MOSAIC MURETTO



32,5×60 cm 13"×24"

10 mm 0,394 in

BRANCO WHITE	8941	8941/640	8941/012
PÉROLA PEARL	8942	8942/640	8942/012
CINZA GREY	8943	8943/640	8943/012
CINZA ESCURO DARK GREY	8944	8944/640	8944/012

FLORAL

BRANCO WHITE	8941/800
PÉROLA PEARL	8942/800
CINZA GREY	8943/800
CINZA ESCURO DARK GREY	8944/800

GEOMÉTRICO

BRANCO WHITE	8941/820
PÉROLA PEARL	8942/820
CINZA GREY	8943/820
CINZA ESCURO DARK GREY	8944/820

5,2×5,2 cm 2³/₆₄"×2³/₆₄"

RODAPÉ
BULLNOSE



8×60 ROD cm 3¹/₈"×24" ROD

10 mm 0,394 in

BRANCO WHITE	8941
PÉROLA PEARL	8942
CINZA GREY	8943
CINZA ESCURO DARK GREY	8944

FLORAL

GEOMÉTRICO



BRANCO
WHITE




PÉROLA
PEARL



CINZA
GREY



CINZA ESCURO
DARK GREY



HIGHLANDER

Revestimento \ Wall Tiles:
ANTRACITE ANTHRACITE | 49×99 cm | 8612

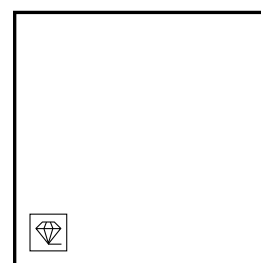
Pavimento \ Floor Tiles:
BEIGE BEIGE | 49×99 cm | 8610

PORCELANATO VIDRADO
 GLAZED PORCELAIN STONEWARE
 GRÈS CÉRAME ÉMAILLÉ
 FEINSTEINZEUG GLASIERT




49×99 cm 19"×39"

11 mm 0,433 in 181



49×49 cm 19"×19"

9,7 mm 0,382 in 115



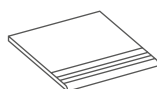
M 50×50 cm 20"×20"

9,7 mm 0,382 in 93

BEGE BEIGE	8610	8610	8610
ANTRACITE ANTHRACITE	8612	8612	8612



ESCALA
STEP TREAD



50×50 ESC cm 20"×20" ESC

9,7 mm 0,382 in 42

BEGE BEIGE	8610
ANTRACITE ANTHRACITE	8612



Revestimento \ Wall Tiles:



TARTUFO | MOSAICO MURETO \ MOSAIC MURETO | 32,5×60 cm | 8923/012

Pavimento \ Floor Tiles:

TARTUFO | M60×60 cm | 8923

METEOR






M60 × 60 cm 24" × 24"

10 mm 0,394 in 103


MOSAICO 36
MOSAIC 36



33 × 33 cm 13" × 13"

10 mm 0,394 in 49

MOSAICO MURETO
MOSAIC MURETO



32,5 × 60 cm 13" × 24"

10 mm 0,394 in 153

SANDBAR	8920	8920/640	8920/012
SAFARI	8921	8921/640	8921/012
NATURA	8922	8922/640	8922/012
TARTUFO	8923	8923/640	8923/012

ATÉ 9 VARIAÇÕES GRÁFICAS
UP TO 9 GRAPHIC VARIATIONS

* **5,2 × 5,2 cm** 2³/₆₄" × 2³/₆₄"

RODAPÉ
BULLNOSE



8 × 60 ROD cm 3¹/₈" × 24" ROD

10 mm 0,394 in 27


SANDBAR	8920
SAFARI	8921
NATURA	8922
TARTUFO	8923



SANDBAR | MOSAICO 36 \ MOSAIC 36 | 33 × 33 cm | 8920/012



SANDBAR



SAFARI



NATURA



TARTUFO



Revestimento \ Wall Tiles:

SAFARI | MOSAICO MURETO \ MOSAIC MURETO | 32,5x60 cm | 8920/640

SANDBAR | MOSAICO 36 \ MOSAIC 36 | 33x33 cm | 8920/012


Pavimento \ Floor Tiles:

SANDBAR | M60x60 cm | 8920






MINERAL



M60×60 cm 24"×24"

10 mm 0,394 in 103


MOSAICO 36
MOSAIC 36



33×33 cm 13"×13"

10 mm 0,394 in 49

MOSAICO MURETO
MOSAIC MURETO



32,5×60 cm 13"×24"

10 mm 0,394 in 158

BRANCO NACAR NACAR WHITE	8925	8925/640	8925/012
CINZA NEBLINA MIST GREY	8926	8926/640	8926/012
MOKA MOCCA	8927	8927/640	8927/012

5,2×5,2 cm 2^{3/64}"×2^{3/64}"

ATÉ 12 VARIAÇÕES GRÁFICAS
UP TO 12 GRAPHIC VARIATIONS

RODAPÉ
BULLNOSE



8×60 ROD cm 3^{1/8}"×24" ROD

10 mm 0,394 in 27

BRANCO NACAR NACAR WHITE	8925
CINZA NEBLINA MIST GREY	8926
MOKA MOCCA	8927



CINZA NEBLINA MIST GREY | M60×60 cm | 8926



BRANCO NACAR
NACAR WHITE



CINZA NEBLINA
MIST GREY



MOKA
MOCCA



Revestimento \ Wall Tile:

BRANCO NACAR NACAR WHITE | Mosaico Mureto \ Mosaic Mureto | 32,5 x 60 cm | 8925/012

Pavimento \ Floor Tile:

BRANCO NACAR NACAR WHITE | Mosaico Mureto \ Mosaic Mureto | 32,5 x 60 cm | 8925/012



BRANCO NACAR NACAR WHITE | M 60 x 60 cm | 8925



CINZA GREY | M 60 x 60 cm | 8916




RIVERSIDE



M60 × 60 cm 24" × 24"

10 mm 0,394 in 108

MOSAICO 36
MOSAIC 36



33 × 33 cm 13" × 13"

10 mm 0,394 in 49

MOSAICO MURETO
MOSAIC MURETO



32,5 × 60 cm 13" × 24"

10 mm 0,394 in 158

BRANCO WHITE	8915	8915/640	8915/012
CINZA GREY	8916	8916/640	8916/012
CINZA ESCURO DARK GREY	8917	8917/640	8917/012
GRÈGE GRÈGE	8918	8918/640	8918/012
GRÈGE ESCURO DARK GRÈGE	8919	8919/640	8919/012

ATÉ 20 VARIAÇÕES GRÁFICAS
UP TO 20 GRAPHIC VARIATIONS

* **5,2 × 5,2 cm** 2³/₆₄" × 2³/₆₄"

RODAPÉ
BULLNOSE



8 × 60 ROD cm 3¹/₈" × 24" ROD

10 mm 0,394 in 27

BRANCO WHITE	8915
CINZA GREY	8916
CINZA ESCURO DARK GREY	8917
GRÈGE GRÈGE	8918
GRÈGE ESCURO DARK GRÈGE	8919



BRANCO
WHITE

CINZA
GREY



CINZA ESCURO
DARK GREY


GRÈGE
GRÈGE

GRÈGE ESCURO
DARK GRÈGE

URBAN

URBAN | **BETÃO** CONCRETE | M 10×30 cm | 8826
WOODLAND | **SEPIA** SEPIA | M 10×30 cm | 9051

PORCELANATO VIDRADO
 GLAZED PORCELAIN STONEWARE
 GRÈS CÉRAME ÉMAILLÉ
 FEINSTEINZEUG GLASIERT




M10×30 cm 4"×12"

8 mm 0,315 in 91

BRANCO WHITE	8825
BETÃO CONCRETE	8826
TAUPE TAUPE	8827

ATÉ 56 VARIAÇÕES GRÁFICAS
 UP TO 56 GRAPHIC VARIATIONS

BRANCO WHITE



BETÃO CONCRETE



TAUPE TAUPE



■ **Artigos vendidos ao m²**
 Products are sold per m²

● **Artigos vendidos à peça**
 Products are sold 'per piece'

Revestimento \ Wall Tiles:
BRANCO WHITE | M10×30 cm | 8825



WOODLAND

BRANCO WHITE | M 10×30 cm | 9050
FOREST FOREST | M 10×30 cm | 9053

PORCELANATO VIDRADO
 GLAZED PORCELAIN STONWARE
 GRÈS CÉRAME ÉMAILLÉ
 FEINSTEINZEUG GLASIERT



M 10x30 cm 4" x 12"

8 mm 0,315 in **91**

BRANCO WHITE	9050
SEPIA SEPIA	9051
GRAFITE GRAPHITE	9052
FOREST FOREST	9053
NOGUEIRA BRANCO WHITE WALNUT	9054

ATÉ 47 VARIAÇÕES GRÁFICAS
 UP TO 47 GRAPHIC VARIATIONS

NOGUEIRA BRANCO
 WHITE WALNUT



BRANCO
 WHITE



SEPIA
 SEPIA



FOREST
 FOREST



GRAFITE
 GRAPHITE



HEXAGON

COLEÇÃO DE FORMATO
FORMAT COLLECTION

BRANCO WHITE | 24×49 HEX cm | 5500
FACTORY | **BETÃO** CONCRETE | 24×49 HEX cm | 8822
FACTORY | **ANTRACITE** ANTHRACITE | 24×49 HEX cm | 8823

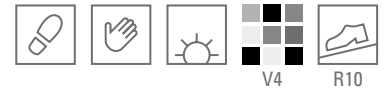


HEXAGON


24x49 HEX cm
9" x 19"

8,5 mm 0,335 in 117

PORCELÂNICO PLENA MASSA DECORADO FULL BODY PORCELAIN TILES DECORATED
GRÈS CÉRAME EN PLEINE MASSE DÉCORÉ \ DURCHGEFÄRBTES DEKORIERTES FEINSTEINZEUG




STONE CUT



BRANCO WHITE 8660



CINZA GREY 8661



BEGE BEIGE 8662



ANTRACITE ANTHRACITE 8663

FACTORY




BRANCO WHITE 8820



TAUPE TAUPE 8821



BETÃO CONCRETE 8822



ANTRACITE ANTHRACITE 8823

IMAGINE VINTAGE



WHITE WHITE 8770



GRAFITE GRAPHITE 8771



FOREST FOREST 8772



SEPIA SEPIA 8773




BRESCIA



BONE BONE

8690

LUXURY



CARRARA


8870

BELLE ARTI



DOLOMITE BIANCO

8681



CINZA GREY


8692



CALACATTA ORO


8880

BLACK & WHITE



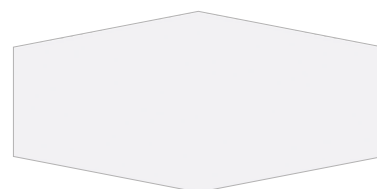
CINZA PETRÓLEO PETROL GREY

8691



STATUARIO

8871



BRANCO WHITE

5500



BEGE BEIGE

8693



TAUPE TAUPE

8694



PRETO BLACK

5509

1 FORMATO
MILHARES DE OPÇÕES

1 FORMAT
THOUSANDS OF OPTIONS



AZULEJO DE PASTA BRANCA BICOZEDURA

DOUBLE FIRED WHITE BODY WALL TILE

FAÏENCE EN PÂTE BLANCHE BI-CUISSON

WEISS-SCHERBIGE ZWEIBRAND STEINGUTFLIESEN



- **Fácil limpeza**
 - **Durabilidade**
 - **Vasto leque de cores, gráficas e formatos**
 - **Grande variedade de séries**
 - **Coleções coordenadas para interiores personalizados**
 - **Metais preciosos e brilhantes**
- Easy cleaning
 - Durable
 - A vast spectrum of colours, formats and styles
 - Collections suitable for large projects or personal interiors
 - Screen-printing
 - Precious metals and lustres



32×75 cm
13"×30"



16×75 cm
6"×30"



M 30×60 cm
12"×24"



M 25×75 cm
10"×30"



M 25×55 cm
10"×22"



M 25×45 cm
10"×18"



7,5×25 cm
3"×10"



Revestimento \ Wall Tile:

BRANCO WHITE | 32x75cm | 7103

BRANCO - PRETO WHITE - BLACK | MOSAICO 121 \ 121 MOSAIC | 32x32cm | 7103/121

Pavimento \ Floor Tile:

BRANCO WHITE | 48x48Pcm | 9010

BASTILLE






32x75 cm 13"x30"

11 mm 0,433 in



M25x75 cm 10"x30"

9 mm 0,354 in



M 25x55 cm 10"x22"

8 mm 0,315 in

BRANCO WHITE 7103


6042

6042

ATÉ 22 VARIAÇÕES GRÁFICAS
 UP TO 22 GRAPHIC VARIATIONS

BOISERIE


32x75 cm




7104

ONDA

M 25x75 cm
 M 25x55 cm



6043



6043


MOSAICO 121

MOSAIC 121


32x32 cm 13"x13"

11 mm 0,433 in

2,7x2,7 cm 1"x1"



BRANCO - PRETO
 WHITE - BLACK
 7103/121



PRETO - OURO
 BLACK - GOLD
 7005/121

ACHILLE

2,5x29,5 cm 1"x11"

11 mm 0,433 in



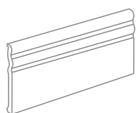
BRANCO - PRETO
 WHITE - BLACK
 0450/307



PRETO - OURO
 BLACK - GOLD
 0450/279

RODAPÉ

SKIRTING



12x32 cm 5"x13"

10,5 mm 0,413 in

ÂNGULO RODAPÉ

SKIRTING ANGLE



2x12 cm 3/4"x5"

10,5 mm 0,413 in

SIGARO

SIGARO



2,5x32 cm 1"x13"

10,5 mm 0,413 in

ÂNGULO SIGARO

SIGARO ANGLE



2x2,5 cm 3/4"x1"

10,5 mm 0,413 in

V-CAP

V-CAP



7,5x32 cm 3"x12"

10,5 mm 0,413 in

ÂNGULO V-CAP

V-CAP ANGLE



2x7,5 cm 3/4"x3"

10,5 mm 0,413 in

BRANCO WHITE 7103/001

7103/002


7103/003

7103/004

7103/020

7103/031

PORCELANATO VIDRADO
GRÈS CÉRAME ÉMAILLÉ
GLAZED PORCELAIN STONWARE
FEINSTEINZEUG GLASIERT



48×48 P cm 19"×19"



BRANCO WHITE

9010 142

Nota: Podem existir diferenças de tonalidade entre o acabamento natural e o polido.
Note: Shade variation may exist between natural and polished finishes.



Revestimento \ Wall Tile:

BRANCO WHITE | M 25×75 cm | 6042

BRANCO WHITE | ONDA | M 25×75 cm | 6043

Pavimento \ Floor Tile:

BRANCO WHITE | Polido \ Polished | 48×48 P cm | 9010



Revestimento \ Wall Tile:

BEGE BEIGE | 32×75 cm | 7122

BEGE - OURO BEIGE - GOLD | MOSAICO 121 \ 121 MOSAIC | 32×32 cm | 7122/121

Pavimento \ Floor Tile:

BEGE BEIGE | 48×48 P cm | 9014

SAN CARLO





32×75 cm 13"×30"
 11 mm 0,433 in **124**



M25×75 cm 10"×30"
 9 mm 0,354 in **82**



M25×55 cm 10"×22"
 8 mm 0,315 in **74**

BEGE BEIGE

7122

6044

6044

ATÉ 15 VARIAÇÕES GRÁFICAS
 UP TO 15 GRAPHIC VARIATIONS

ONDA
 M25×75 cm
 M25×55 cm




82 6045



74 6045

MOSAICO 121
 MOSAIC 121

32×32 cm 13"×13"
 11 mm 0,433 in
2,7×2,7 cm 1"×1"



BEGE BEIGE
 7122/221 **106**



BEGE - OURO
 BEIGE - GOLD
 7122/121 **129**

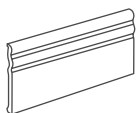
ACHILLE

2,5×29,5 cm 1"×11"
 11 mm 0,433 in



BEGE - OURO
 BEIGE - GOLD
 0450/199 **57**

RODAPÉ
 SKIRTING



12×32 cm 5"×13"
 10,5 mm 0,413 in **64**

ÂNGULO RODAPÉ
 SKIRTING ANGLE



2×12 cm 3/4"×5"
 10,5 mm 0,413 in **44**

SIGARO
 SIGARO



2,5×32 cm 1"×13"
 10,5 mm 0,413 in **34**

ÂNGULO SIGARO
 SIGARO ANGLE



2×2,5 cm 3/4"×1"
 10,5 mm 0,413 in **44**

BEGE BEIGE

7122/001

7122/002

7122/003

7122/004

PORCELANATO VIDRADO
 GRÈS CÉRAME ÉMAILLÉ
 GLAZED PORCELAIN STONEWARE
 FEINSTEINZEUG GLASIERT



48x48 P cm 19"×19"

9,7mm 0,382 in 142



32x32 cm 13"×13" *

8mm 0,315 in 118

BEGE BEIGE 9014

9014

* verificar disponibilidade
 * check availability

ATÉ 10 VARIAÇÕES GRÁFICAS
 UP TO 10 GRAPHIC VARIATIONS

ATÉ 20 VARIAÇÕES GRÁFICAS
 UP TO 20 GRAPHIC VARIATIONS

Nota: Podem existir diferenças de tonalidade entre o acabamento natural e o polido.
 Note: Shade variation may exist between natural and polished finishes.



Revestimento \ Wall Tile:
BEGE BEIGE | M 25×75 cm | 6044
BEGE BEIGE | ONDA | M 25×75 cm | 6045

Pavimento \ Floor Tile:
BEGE BEIGE | 48×48 Pcm | 9014



Revestimento \ Wall Tile:

MULTICOR MULTICOLOUR | CLOUD | M30×60 cm | 15018

BRANCO WHITE | M30×60 cm | 15012

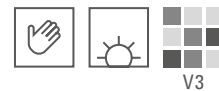
Pavimento \ Floor Tile:

RIVERSIDE | **CINZA** GREY | M60×60 cm | 8916


KAIRO



NOVIDADE NOVELTY




V3



M 30×60 cm 12"×24"

9mm 0,354 in 82

MOSAICO 121
MOSAIC 121




33×33 cm 13"×13"

9mm 0,354 in 64

BRANCO WHITE	15012	15012/221
BEGE BEIGE	15013	15013/221
CINZA GREY	15014	15014/221
TAUPE TAUPE	15015	15015/221

3×3 cm 1 1/8"×1 1/8"

ATÉ 12 VARIAÇÕES GRÁFICAS
UP TO 12 GRAPHIC VARIATIONS



LEBLON

M 30×60 cm



MULTICOR MULTICOLOR

15021 82

CLOUD

M 30×60 cm




MULTICOR MULTICOLOR


15018 82

PAVIMENTOS SUGERIDOS
SUGGESTED FLOORS


RIVERSIDE
(pag. 132)
M 60×60 cm



CINZA
GREY
8916



CINZA ESCURO
DARK GREY
8917



GRÈZE PROFUNDO
DARK GRÈZE
8919



Revestimento \ Wall Tile:
TAUPE TAUPE | M 30×60 cm | 15015

Pavimento \ Floor Tile:
IMAGINE SOUL | **CAFÉ** COFFEE | 24,5×99 · 16×99 cm | 9103



Revestimento \ Wall Tile:

MARSALA MARSALA | Mate \ Matt | M30×60 cm | 15008

PÉROLA PEARL | Mate \ Matt | M30×60 cm | 15005

PÉROLA PEARL | Mate \ Matt | FUSION | M30×60 cm | 15020

Pavimento \ Floor Tile:

IMAGINE SOUL | **CAFÉ** COFFEE | 24,5×99 · 16×99 cm | 9103

IMAGINE SOUL | **CAFÉ** COFFEE | MOSAICO 36 \ MOSAIC 36 | 33×33 cm | 9103/640





SPICE

NOVIDADE NOVELTY



Revestimento \ Wall Tile:

CINZA GREY | M30x60 cm | 15004

MULTICOR MULTICOLOUR | MORISH | M30x60 cm | 15011

Pavimento \ Floor Tile:

IMAGINE SOUL | **CAJU CASHEW** | 16x99 cm | 9101






M30x60 cm 12"×24"

9mm 0,354 in **82**

MOSAICO 121
MOSAIC 121



33x33 cm 13"×13"

9mm 0,354 in **64**



BRANCO WHITE	15002	15003	15002/221	15003/221
CINZA GREY	-	15004	-	15004/221
PÉROLA PEARL	-	15005	-	15005/221
TAUPE TAUPE	-	15006	-	15006/221
AZUL BLUE	-	15007	-	15007/221
MARSALA MARSALA	-	15008	-	15008/221


3x3 cm 1 1/8"×1 1/8"

GRID

M30×60 cm

88

BRANCO WHITE



- Brilhante** Glossy 15009
- Mate** Matt 15010


PRETO BLACK




- Brilhante** Glossy 15016
- Mate** Matt 15017



PRETO BLACK | Brilhante \ Glossy | Grid | M30×60 cm | 15016



MORISH



MULTICOR MULTICOLOUR 82 15011

FUSION



CINZA GREY 82 15019



PÉROLA PEARL 82 15020



TAUPE TAUPE | M 30×60 cm | 15006
PÉROLA PEARL | FUSION | M 30×60 cm | 15020



Revestimento \ Wall Tile:

MARFIM IVORY | M 25×75 cm | 6022

HAVANNA HAVANNA | M 25×75 cm | 6024

HAVANNA HAVANNA | M 25×75 cm | 6024/001

Pavimento \ Floor Tile:

ALLURE | **HAVANNA** HAVANNA | M 50×50 cm | 8573

ANTIGUA



ANTIGUA

AZULEJO DE PASTA BRANCA BICOZEDURA
 DOUBLE FIRED WHITE BODY WALL TILE
 FAÏENCE EN PÂTE BLANCHE BI-CUISSON
 WEISS-SCHERBIGE ZWEIBRAND STEINGUTFLIESEN



M25x75 cm 10"×30"

9 mm 0,354 in 82



M25x55 cm 10"×22"

8 mm 0,315 in 74

CINZA CLARO LIGHT GREY	6021	6021
MARFIM IVORY	6022	6022
CINZA PROFUNDO DEEP GREY	6023	6023
HAVANNA HAVANNA	6024	6024

NEW YORK CITY

M 100×75 cm 77



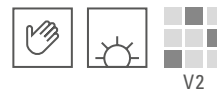
CINZA CLARO LIGHT GREY 6021/002
MARFIM IVORY 6022/002

NEW YORK CITY

M 100×55 cm 54



MARFIM IVORY 6022/002
CINZA CLARO LIGHT GREY 6021/002



CINZA CLARO
LIGHT GREY



6021/001



0000/751

0000/461

MORRIS

130 M25x75 cm

106 M25x55 cm

36 3x75 cm

27 3x55 cm

MARFIM
IVORY




6022/001



0000/752

0000/462

CINZA PROFUNDO
DEEP GREY



6023/001



0000/753

0000/463

MORRIS

130 M25x75 cm

106 M25x55 cm

36 3x75 cm

27 3x55 cm

HAVANNA
HAVANNA



6024/001



0000/754

0000/464

YEPTON

128 M25x75 cm

97 M25x55 cm



6023/003



6024/003

PAVIMENTOS SUGERIDOS
SUGGESTED FLOORS

ALLURE (pag. 102)

M50x50 cm
33x33 cm



CINZA PROFUNDO
DEEP GREY 8571



BEGE
BEIGE 8561



HAVANNA
HAVANNA 8573

ARUBA



Revestimento \ Wall Tile:

BRANCO WHITE | M 25×75 cm | 6046

HAVANNA HAVANNA | M 25×75 cm | 6048

BRANCO - ANTRACITE WHITE - ANTHRACITE | ARASHI | 4×75 cm | 0000/481

Pavimento \ Floor Tile:

ALLURE | **PÉROLA** PEARL | M 50×50 cm | 8566




AZULEJO DE PASTA BRANCA BICOZEDURA
 DOUBLE FIRED WHITE BODY WALL TILE
 FAÏENCE EN PÂTE BLANCHE BI-CUISSON
 WEISS-SCHERBIGE ZWEIBRAND STEINGUTFLIESEN



M25×75 cm 10"×30"

9mm 0,354 in **82**

MOSAICO 78
 MOSAIC 78



25×30 cm 10"×12"

9mm 0,354 in **79**

BRANCO WHITE	6046	6046/078
ANTRACITE ANTHRACITE	6047	6047/078
HAVANNA HAVANNA	6048	6048/078

4,75×1,7 cm 1 7/8"×43/64"

BRANCO
 WHITE

ANTRACITE
 ANTHRACITE

HAVANNA
 HAVANNA

LISTEL BORDER
ALTA VISTA

3×75 cm 1 1/8"×30"

9mm 0,354 in **18**

BRANCO WHITE 0000/368

ANTRACITE ANTHRACITE 0000/369

HAVANNA HAVANNA 0000/370

LISTEL BORDER
ARASHI

4×75 cm 1 5/8"×30"

9mm 0,354 in **35**

BRANCO - ANTRACITE 0000/481
 WHITE - ANTHRACITE

BRANCO - HAVANNA 0000/482
 WHITE - HAVANNA

EAGLE

M25×75 cm 15/8"×30"

124



MULTICOR MULTICOLOR 6046/001

MOSAICO 78
 MOSAIC 78

79




MULTICOR
 MULTICOLOR
 6046/178

PAVIMENTOS SUGERIDOS
 SUGGESTED FLOORS

ALLURE (pag. 102)

M50×50 cm
 33×33 cm



PÉROLA
 PEARL 8566



PRETO
 BLACK 8565



Revestimento \ Wall Tile:

BARDIGLIO | M25×75 cm | 6109

BARDIGLIO | RAZOR | M25×75 cm | 6109/300

BARDIGLIO | MOSAICO 121 \ MOSAIC 121 | 33×33 cm | 6109/221

Pavimento \ Floor Tile:

BARDIGLIO | M30×60 cm | 8883

BERNINI





Revestimento \ Wall Tile:
STATUARIO | M25×55 cm | 6107
STATUARIO | M10×30 cm | 8881

Pavimento \ Floor Tile:
STATUARIO | M30×60 cm | 8881

STATUARIO



CARRARA



BARDIGLIO





Revestimento \ Wall Tile:
MARFIL | M25×55 cm | 6110
MARFIL | M10×30 cm | 8882

Pavimento \ Floor Tile:
MARFIL | 16×99 cm | 8882



CALACATTA ORO

M25×75 cm 10"×30"



MARFIL



EMPERADOR LIGHT





Revestimento \ Wall Tile:
CALACATTA ORO | M 25×75 cm | 6106

Pavimento \ Floor Tile:
CALACATTA ORO | 16×99 cm | 8880




M25 x 75 cm 10" x 30"

9 mm 0,354 in 82




M25 x 55 cm 10" x 22"

8 mm 0,315 in 74



33 x 33 cm 13" x 13"

8 mm 0,315 in 64



33 x 33 cm 13" x 13"

8 mm 0,315 in 78

	6106	6107	6108	6109	6110	6111	6106/221	6107/221	6108/221	6109/221	6110/221	6111/221	6106/121	6107/121	6108/121	6109/121	6110/121	6111/121
CALACATTA ORO	6106	6107	6108	6109	6110	6111	6106/221	6107/221	6108/221	6109/221	6110/221	6111/221	6106/121	6107/121	6108/121	6109/121	6110/121	6111/121
STATUARIO	6106	6107	6108	6109	6110	6111	6106/221	6107/221	6108/221	6109/221	6110/221	6111/221	6106/121	6107/121	6108/121	6109/121	6110/121	6111/121
CARRARA	6106	6107	6108	6109	6110	6111	6106/221	6107/221	6108/221	6109/221	6110/221	6111/221	6106/121	6107/121	6108/121	6109/121	6110/121	6111/121
BARDIGLIO	6106	6107	6108	6109	6110	6111	6106/221	6107/221	6108/221	6109/221	6110/221	6111/221	6106/121	6107/121	6108/121	6109/121	6110/121	6111/121
MARFIL	6106	6107	6108	6109	6110	6111	6106/221	6107/221	6108/221	6109/221	6110/221	6111/221	6106/121	6107/121	6108/121	6109/121	6110/121	6111/121
EMPERADOR LIGHT	6106	6107	6108	6109	6110	6111	6106/221	6107/221	6108/221	6109/221	6110/221	6111/221	6106/121	6107/121	6108/121	6109/121	6110/121	6111/121

ATÉ 21 VARIAÇÕES GRÁFICAS
UP TO 21 GRAPHIC VARIATIONS

ATÉ 29 VARIAÇÕES GRÁFICAS
UP TO 29 GRAPHIC VARIATIONS

3 x 3 cm 1 1/8" x 1 1/8"

Mistura de Mate e Brilhante
Mix with Matte and Glossy

RODAPÉ
SKIRTING



12 x 25 cm 5" x 10"

8,5 mm 0,335 in 64

RODAPÉ
BULLNOSE



7,5 x 25 cm 3" x 10"

8 mm 0,315 in 14

QUARTER ROUND
QUARTER ROUND



3 x 25 cm 1 1/8" x 10"

8 mm 0,315 in 34

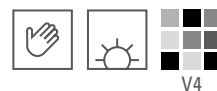
V-CAP
V-CAP



7,5 x 25 cm 3" x 10"

8 mm 0,315 in 25

	6106/011	6106/050	6106/080	6106/020
CALACATTA ORO	6106/011	6106/050	6106/080	6106/020
STATUARIO	6107/011	6107/050	6107/080	6107/020
CARRARA	6108/011	6108/050	6108/080	6108/020
BARDIGLIO	6109/011	6109/050	6109/080	6109/020
MARFIL	6110/011	6110/050	6110/080	6110/020
EMPERADOR LIGHT	6111/011	6111/050	6111/080	6111/020



ONDA

M25×75 cm **82**
M25×55 cm **74**


RAZOR

M25×75 cm **82**


REEF

M25×75 cm **82**

CALACATTA ORO



6106/500




6106/300



6106/700

STATUARIO



6107/500



6107/300



6107/700

CARRARA



6108/500



6108/300



6108/700

BARDIGLIO




6109/500




6109/300

MARFIL




6110/500



6110/300

WADI

M25×55 cm **74**



6106/200




6107/200



6108/200



6109/200




6110/200



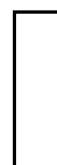
16×99 cm 6"×39"

± 11 mm 0,433 in 134



M 30×60 cm 12"×24"

± 10 mm 0,394 in 97




M 10×30 cm 4"×12"

± 8 mm 0,315 in 91

CALACATTA ORO	8880	8880	8880
STATUARIO	8881	8881	8881
CARRARA	8870	8870	8870
BARDIGLIO	8883	8883	8883
MARFIL	8882	8882	8882
EMPERADOR LIGHT	8884	-	8884

ATÉ 36 VARIAÇÕES GRÁFICAS
UP TO 36 GRAPHIC VARIATIONS

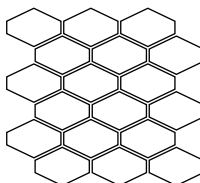
MOSAICO HEX REGULAR
MOSAIC HEX REGULAR



33×30 cm 13"×12"

± 8 mm 0,315 in 85


MOSAICO HEX
MOSAIC HEX



37×33 cm 15"×13"

± 8 mm 0,315 in 66

CALACATTA ORO	8880/720	8880/820
STATUARIO	8881/720	8881/820
CARRARA	8870/720	8870/820
BARDIGLIO	8883/720	8883/820
MARFIL	8882/720	8882/820



CARRARA | M 30×60 cm | 8870



Revestimento \ Wall Tile:

EMPERADOR LIGHT | M25×55 cm | 6111

EMPERADOR LIGHT | MOSAICO 121 \ MOSAIC 121 | 33×33 cm | 6111/221

EMPERADOR LIGHT | MOSAICO MIX 121 \ MOSAIC MIX 121 | 33×33 cm | 6111/221

Pavimento \ Floor Tile:

MARFIL | M30×60 cm | 8882



Revestimento \ Wall Tile:

BONE BONE | M 25×75 cm | 6116

BONE BONE | DUNA | M 25×75 cm | 6116/100


CINZA PETRÓLEO PETROL GREY | MOSAICO HEX \ MOSAIC HEX | 37×33 cm | 8691/820

Pavimento \ Floor Tile:

CINZA PETRÓLEO PETROL GREY | M 30×60 cm | 8691


BRESCIA





M25x75 cm 10"×30"

9mm 0,354 in 82




M25x55 cm 10"×22"

8 mm 0,315 in 74

BONE BONE	6116	6116
CINZA PETRÓLEO PETROL GREY	6117	6117
CINZA GREY	6118	6118
BEGE BEIGE	6119	6119
TAUPE TAUPE	6120	6120

ATÉ 25 VARIAÇÕES GRÁFICAS
 UP TO 25 GRAPHIC VARIATIONS

BONE BONE




6116/100



6116/300

CINZA GREY



6118/100



6118/300

DUNA

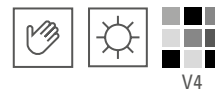
M25x75 cm

82

RAZOR

M25x75 cm

82



RODAPÉ SKIRTING



12x25 cm 5"×10"

8,5 mm 0,335 in 64

V-CAP V-CAP



7,5x25 cm 3"×10"

8 mm 0,315 in 25

RODAPÉ BULLNOSE




7,5x25 cm 3"×10"


8 mm 0,315 in 14

BONE BONE	6116/011	6116/020	6116/050
CINZA PETRÓLEO PETROL GREY	6117/011	6117/020	6117/050
CINZA GREY	6118/011	6118/020	6118/050
BEGE BEIGE	6119/011	6119/020	6119/050
TAUPE TAUPE	6120/011	6120/020	6120/050

CINZA PETRÓLEO PETROL GREY



6117/100



6117/300

BEGE BEIGE




6119/100




6119/300


TAUPE TAUPE




6120/100



6120/300

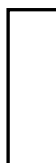


V4




M 30×60 cm 12"×24"

± 10 mm 0,394 in 97



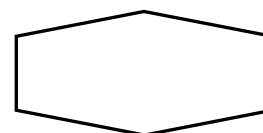
M 10×30 cm 4"×12"

± 8 mm 0,315 in 91



33×33 cm 13"×13"

± 8 mm 0,315 in 72



24×49 HEX cm 9"×19"

± 8,5 mm 0,335 in 117

BONE BONE	8690	8690	8690	8690
CINZA PETRÓLEO PETROL GREY	8691	8691	8691	8691
CINZA GREY	8692	8692	8692	8692
BEGE BEIGE	8693	8693	8693	8693
TAUPE TAUPE	8694	8694	8694	8694


ATÉ 25 VARIAÇÕES GRÁFICAS
UP TO 25 GRAPHIC VARIATIONS

ATÉ 150 VAR. GRÁF.
UP TO 150 GRAPHIC VAR.

ATÉ 50 VAR. GRÁF.
UP TO 50 GRAPHIC VAR.

ATÉ 25 VAR. GRÁF.
UP TO 25 GRAPHIC VAR.

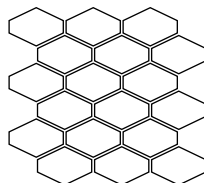
MOSAICO 36
MOSAIC 36



33×33 cm 13"×13"

± 8 mm 0,315 in 49

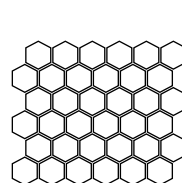
MOSAICO HEX
MOSAIC HEX



37×33 cm 15"×13"

± 8 mm 0,315 in 66

MOSAICO HEX REGULAR
MOSAIC HEX REGULAR



33×30 cm 13"×12"

± 8 mm 0,315 in 85

BONE BONE	8690/640	8690/820	8690/720
CINZA PETRÓLEO PETROL GREY	8691/640	8691/820	8691/720
CINZA GREY	8692/640	8692/820	8692/720
BEGE BEIGE	8693/640	8693/820	8693/720
TAUPE TAUPE	8694/640	8694/820	8694/720

RODAPÉ BULLNOSE



8×33 ROD cm 3¹/₈"×13"


± 8 mm 0,315 in 13

BONE BONE	8690
CINZA PETRÓLEO PETROL GREY	8691
CINZA GREY	8692
BEGE BEIGE	8693
TAUPE TAUPE	8694

* 5,2×5,2 cm 2³/₆₄"×2³/₆₄"

Artigos vendidos ao m² Products are sold per m²

Artigos vendidos à peça Products are sold 'per piece'



BONE BONE



CINZA GREY



CINZA PETRÓLEO PETROL GREY



BEGE BEIGE



TAUPE TAUPE



Revestimento \ Wall Tile:
TAUPE TAUPE | M 10×30 cm | 8694

Pavimento \ Floor Tile:
TAUPE TAUPE | M 30×60 cm | 8694



Revestimento \ Wall Tile:

BRANCO WHITE | M25×75 cm | 6055

BETÃO CONCRETE | M25×75 cm | 6056


BETÃO CONCRETE | REEF | M25×75 cm | 6007/700

Pavimento \ Floor Tile:

BETÃO CONCRETE | M45×45 cm | 8673




CAIMAN



M25×75 cm 10"×30"


9 mm 0,354 in **82**



M25×45 cm 10"×18"

8 mm 0,315 in **64**

MOSAICO 78
MOSAIC 78



25×30 cm 10"×12"

9 mm 0,354 in **79**

BRANCO WHITE	6055	6055	6055/078
BETÃO CONCRETE	6056	6056	6056/078
PÉROLA PEARL	6057	6057	6057/078
TAUPE TAUPE	6058	6058	6058/078
BRANCO - BETÃO WHITE - CONCRETE -	-	-	6055/178
PÉROLA - TAUPE PEARL - TAUPE	-	-	6057/178

4,75×1,7 cm 1⁷/₈"×5/8"

ATÉ 7 VARIAÇÕES GRÁFICAS
UP TO 7 GRAPHIC VARIATIONS



ATÉ 15 VARIAÇÕES GRÁFICAS
UP TO 15 GRAPHIC VARIATIONS

BRANCO WHITE


PÉROLA PEARL

SKIN
M25×75 cm

82



6059



6061

ELEGANCE
M25×75 cm

59




6055/001



6057/001

BETÃO CONCRETE



6007/700



6063



6063





6060



6056/002

TAUPE TAUPE



6006/700



6064



6064



6062



6058/002

REEF

M25×75 cm

(2 VARIAÇÕES GRÁFICAS 2 GRAPHIC VARIATIONS)

82

VINTAGE

M25×75 cm

82

VINTAGE

M25×45 cm

64

SKIN

M25×75 cm

82


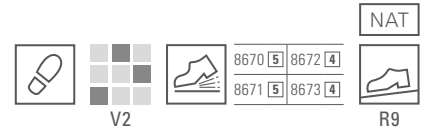
SHERRY

M25×75 cm

60

CAIMAN

GRÈS VIDRADO
GLAZED FLOOR TILES
GRÈS ÉMAILLÉ
GLASIERTES STEINZEUG



M45x45 cm 18" x 18"

 **8 mm** 0,315 in  76

BRANCO WHITE	8670
BETÃO CONCRETE	8673
PÉROLA PEARL	8671
TAUPE TAUPE	8672

 **ATÉ 9 VARIAÇÕES GRÁFICAS**
UP TO 9 GRAPHIC VARIATIONS

RODAPÉ BULLNOSE



8x45 ROD cm 3 1/8" x 18"

 **8 mm** 0,315 in  15

BRANCO WHITE	8670
BETÃO CONCRETE	8673
PÉROLA PEARL	8671
TAUPE TAUPE	8672





Revestimento \ Wall Tile:

TAUPE TAUPE | M25×75 cm | 6058

PÉROLA - TAUPE PEARL - TAUPE | MOSAICO 78 \ MOSAIC 78 | 25×30 cm | 6057/178

PÉROLA PEARL | M25×75 cm | 6057

TAUPE TAUPE | VINTAGE | M25×75 cm | 6064

Pavimento \ Floor Tile:

TAUPE TAUPE | M45×45 cm | 8672




CARRARA VENATINO | M25x75cm | 4104

The background is a light-colored marble pattern with dark, irregular veins. A teal-colored triangle is positioned in the upper right quadrant, pointing towards the top right corner. The word "FLOW" is written in white, uppercase letters within this triangle.


FLOW

NOVIDADE NOVELTY



M25x75 cm 10"×30"

9 mm 0,354 in 82




M25x55 cm 10"×22"

8 mm 0,315 in 74

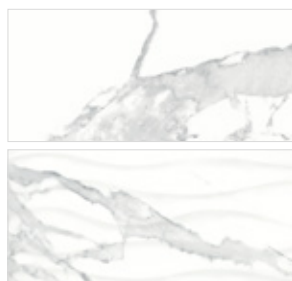
OROBICO SILVER	4102	4102
STATUARIO ARABESCATO	4103	4103
CARRARA VENATINO	4104	4104

OROBICO SILVER



4102/500

STATUARIO ARABESCATO



4103/500

CARRARA VENATINO



4104/500

ONDA

74 M25x55 cm

ATÉ 24 VARIAÇÕES GRÁFICAS
UP TO 24 GRAPHIC VARIATIONS

ATÉ 28 VARIAÇÕES GRÁFICAS
UP TO 28 GRAPHIC VARIATIONS

ATÉ 22 VARIAÇÕES GRÁFICAS
UP TO 22 GRAPHIC VARIATIONS

RODAPÉ SKIRTING



12x25 cm 5"×10"

8,5 mm 0,335 in 64

RODAPÉ BULLNOSE



7,5x25 cm 3"×10"

8 mm 0,315 in 14

QUARTER ROUND QUARTER ROUND



3x25 cm 1 1/8"×10"

8 mm 0,315 in 34


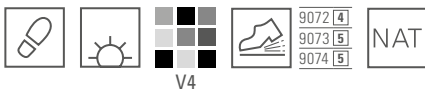
OROBICO SILVER	4102/011	4102/050	4102/080
STATUARIO ARABESCATO	4103/011	4103/050	4103/080
CARRARA VENATINO	4104/011	4104/050	4104/080

PORCELANATO VIDRADO

GLAZED PORCELAIN STONEWARE

GRÈS CÉRAME ÉMAILLÉ

FEINSTEINZEUG GLASIERT




M 30×60 cm 12"×24"

± 10 mm 0,394 in 97



M 10×30 cm 4"×12"

± 8 mm 0,315 in 91




33×33 cm 13"×13"

± 8 mm 0,315 in 72

OROBICO SILVER	9072	9072	9072
STATUARIO ARABESCATO	9073	9073	9073
CARRARA VENATINO	9074	9074	9074

ATÉ 51 VARIAÇÕES GRÁFICAS UP TO 51 GRAPHIC VARIATIONS


MOSAICO 36
MOSAIC 36



33×33 cm 13"×13"

± 8 mm 0,315 in 49


MOSAICO HEX REGULAR
MOSAIC HEX REGULAR



33×30 cm 13"×12"

± 8 mm 0,315 in 85


MOSAICO IRREGULAR
IRREGULAR MOSAIC



30×30 cm 12"×12"

± 10 mm 0,394 in 51

MOSAICO MURETO
MOSAIC MURETO

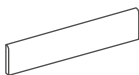


32,5×60 cm 13"×24"

± 10 mm 0,394 in 158

OROBICO SILVER	9072/640	9072/720	9072/920	9072/012
STATUARIO ARABESCATO	9073/640	9073/720	9073/920	9073/012
CARRARA VENATINO	9074/640	9074/720	9074/920	9074/012

RODAPÉ
BULLNOSE



8×33 ROD cm 3¹/₈"×13" ROD

± 8 mm 0,315 in 13

OROBICO SILVER	9072
STATUARIO ARABESCATO	9073
CARRARA VENATINO	9074



OROBICO SILVER | M10×30 cm | 9072



ONICE BIANCO | M25×55 cm | 4101

ONICE BIANCO | MOSAICO 36 \ MOSAIC 36 | 33×33 cm | 9071/640

GLAM

NOVIDADE NOVELTY



M25x75 cm 10"×30"

9 mm 0,354 in 82



M25x55 cm 10"×22"




8 mm 0,315 in 74

DOLOMITE BIANCO	4100	4100
ONICE BIANCO	4101	4101
AMANI GREY	4105	4105

DOLOMITE BIANCO

ONICE BIANCO

AMANI GREY



ONDA

82 M25x75 cm

74 M25x55 cm

4100/500

4101/500

4105/500

29 VARIAÇÕES GRÁFICAS
29 GRAPHIC VARIATIONS

31 VARIAÇÕES GRÁFICAS
31 GRAPHIC VARIATIONS

24 VARIAÇÕES GRÁFICAS
24 GRAPHIC VARIATIONS

RODAPÉ
SKIRTING



12x25 cm 5"×10"

8,5 mm 0,335 in 64

RODAPÉ
BULLNOSE



7,5x25 cm 3"×10"

8 mm 0,315 in 14

QUARTER ROUND
QUARTER ROUND



3x25 cm 1 1/8"×10"

8 mm 0,315 in 34

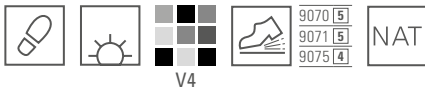
DOLOMITE BIANCO	4100/011	4100/050	4100/080
ONICE BIANCO	4101/011	4101/050	4101/080
AMANI GREY	4105/011	4105/050	4105/080

PORCELANATO VIDRADO


GLAZED PORCELAIN STONEWARE

GRÈS CÉRAME ÉMAILLÉ

FEINSTEINZEUG GLASIERT



V4




M 30×60 cm 12"×24"

↓ ↑ 10 mm 0,394 in 97



M 10×30 cm 4"×12"

↓ ↑ 8 mm 0,315 in 91




33×33 cm 13"×13"

↓ ↑ 8 mm 0,315 in 72

DOLOMITE BIANCO	9070	9070	9070
ONICE BIANCO	9071	9071	9071
AMANI GREY	9075	9075	9075


MOSAICO 36
MOSAIC 36



33×33 cm 13"×13"

↓ ↑ 8 mm 0,315 in 49


MOSAICO HEX REGULAR
MOSAIC HEX REGULAR



33×30 cm 13"×12"

↓ ↑ 8 mm 0,315 in 85


MOSAICO IRREGULAR
IRREGULAR MOSAIC



30×30 cm 12"×12"

↓ ↑ 10 mm 0,394 in 51

MOSAICO MURETO
MOSAIC MURETO

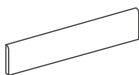


32,5×60 cm 13"×24"

↓ ↑ 10 mm 0,394 in 158

DOLOMITE BIANCO	9070/640	9070/720	9070/920	9070/012
ONICE BIANCO	9071/640	9071/720	9071/920	9071/012
AMANI GREY	9075/640	9075/720	9075/920	9075/012

RODAPÉ
BULLNOSE



8×33 ROD cm 3 1/8"×13" ROD

↓ ↑ 8 mm 0,315 in 13

DOLOMITE BIANCO	9070
ONICE BIANCO	9071
AMANI GREY	9075



AMANI GREY | M 30×60 cm | 9075



Revestimento \ Wall Tile:

BRANCO WHITE | M 25×75 cm | 6026

BRANCO WHITE | ST. GEORGES | M 25×75 cm | 6026/001

LILÁS LILAC | M 25×75 cm | 6028

Pavimento \ Floor Tile:


ALLURE | **LILÁS** LILAC | M 50×50 cm | 8558

GRENADINES




GRENADINES

AZULEJO DE PASTA BRANCA BICOZEDURA
 DOUBLE FIRED WHITE BODY WALL TILE
 FAÏENCE EN PÂTE BLANCHE BI-CUISSON
 WEISS-SCHERBIGE ZWEIBRAND STEINGUTFLIESEN



M25×75 cm 10"×30"

9 mm 0,354 in 82




M25×55 cm 10"×22"

8 mm 0,315 in 74

BRANCO WHITE	6026	6026
PÉROLA PEARL	6027	6027
LILÁS LILAC	6028	6028
AZUL BLUE	6029	6029
CINZA PROFUNDO DEEP GREY	6030	6030
HAVANNA HAVANNA	6031	6031

PAVIMENTOS SUGERIDOS SUGGESTED FLOORS

ALLURE (pag. 102)
 M50×50 cm
 33×33 cm



CINZA
GREY
8562



BEGE
BEIGE
8561




LILÁS
LILAC
8558



AZUL
BLUE
8572



CINZA PROFUNDO
DEEP GREY
8571



HAVANNA
HAVANNA
8573



AZUL BLUE | M25×75 cm | 6029

HAVANNA HAVANNA | ST. GEORGES | M25×75 cm | 6031/001

HAVANNA HAVANNA | M25×75 cm | 6031



V2

ST. GEORGES

M25×75 cm **96**

M25×55 cm **69**

GREENVILLE

M25×75 cm **83**

M25×55 cm **61**




BRANCO

WHITE



6026/001



6026/002



PÉROLA

PEARL



6027/001



6027/002



LILÁS

LILAC



6028/001

ST. GEORGES		
3×75 cm	1 ¹ / ₈ "×30" 25	0000/363
3×55 cm	1 ¹ / ₈ "×22" 16	0000/465

MARIGOT		
4×75 cm	1 ⁵ / ₈ "×30" 36	0000/359
4×55 cm	1 ⁵ / ₈ "×22" 22	0000/492



AZUL

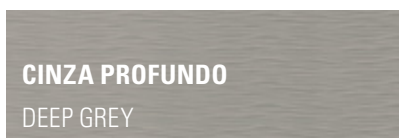
BLUE



6029/001


ST. GEORGES		
3×75 cm	1 ¹ / ₈ "×30" 25	0000/364
3×55 cm	1 ¹ / ₈ "×22" 16	0000/466

MARIGOT		
4×75 cm	1 ⁵ / ₈ "×30" 36	0000/360
4×55 cm	1 ⁵ / ₈ "×22" 22	0000/493



CINZA PROFUNDO

DEEP GREY



6030/001

ST. GEORGES		
3×75 cm	1 ¹ / ₈ "×30" 25	0000/365
3×55 cm	1 ¹ / ₈ "×22" 16	0000/467

MARIGOT		
4×75 cm	1 ⁵ / ₈ "×30" 36	0000/361
4×55 cm	1 ⁵ / ₈ "×22" 22	0000/494



HAVANNA

HAVANNA



6031/001

ST. GEORGES		
3×75 cm	1 ¹ / ₈ "×30" 25	0000/366
3×55 cm	1 ¹ / ₈ "×22" 16	0000/468

MARIGOT		
4×75 cm	1 ⁵ / ₈ "×30" 36	0000/362
4×55 cm	1 ⁵ / ₈ "×22" 22	0000/495



Revestimento \ Wall Tile :

STATUARIO | M25×75cm | 6092

STATUARIO | WAVE | M25×75cm | 6092/400

Pavimento \ Floor Tile:

STATUARIO | 48×98 P cm | 8892



LUXURY

DIAMOND




M 25 × 75 cm 10" × 30"

9 mm 0,354 in 82



M 25 × 55 cm 10" × 22"

8 mm 0,315 in 74



7,5 × 25 cm 3" × 10"


9 mm 0,354 in 140

CALACATTA ORO	6091	6091	6091/601
STATUARIO	6092	6092	6092/601
CARRARA	6093	6093	6093/601
BARDIGLIO	6094	6094	6094/601
MARFIL	6095	6095	6095/601
EMPERADOR LIGHT	6096	6096	6096/601


ATÉ 21 VARIAÇÕES GRÁFICAS
 UP TO 21 GRAPHIC VARIATIONS

ATÉ 29 VARIAÇÕES GRÁFICAS
 UP TO 29 GRAPHIC VARIATIONS


CALCATTA ORO



MARFIL




EMPERADOR LIGHT



STATUARIO



CARRARA



BARDIGLIO

CALACATTA ORO

RAZOR

M25×75 cm **82**



6091/300

WAVE

M25×75 cm **82**


M25×55 cm **74**



6091/400

WADI

M25×55 cm **74**



6091/200

STATUARIO



6092/300



6092/400




6092/200

CARRARA



6093/300




6093/400



6093/200

BARDIGLIO



6094/300




6094/400




6094/200


MARFIL



6095/300




6095/400



6095/200


**EMPERADOR
LIGHT**



6096/300




6096/400




6096/200


ELEGANCE

M25×75 cm  82

M25×55 cm  74

DAMASCO

M25×75 cm  82

M25×55 cm  74

HEXAGONO

M25×55 cm  74

CALACATTA ORO



6091/801



6091/802



6091/800

STATUARIO



6092/801



6092/802



6092/800

CARRARA



6093/801



6093/802




6093/800

BARDIGLIO




6094/800


MARFIL



6095/801



6095/802




6095/800

SPLENDOR

M25×75 cm **63**
M25×55 cm **53**

Decorado 3º fogo
3rd fire decor



6091/001

GLOW

M25×75 cm **62**

Decorado 3º fogo
3rd fire decor




6091/002

PEARL


M25×75 cm **106**

Decorado 3º fogo
3rd fire decor



6091/003


CALACATTA ORO



6092/001



6092/002



6092/003

STATUARIO



6093/001




6093/002



6093/003

CARRARA



6094/002



6094/003


BARDIGLIO



6095/001



6095/002




6095/003

MARFIL



6096/002




6096/003

**EMPERADOR
LIGHT**

AZULEJO DE PASTA BRANCA BICOZEDURA
 DOUBLE FIRED WHITE BODY WALL TILE
 FAÏENCE EN PÂTE BLANCHE BI-CUISSON
 WEISS-SCHERBIGE ZWEIBRAND STEINGUTFLIESEN


MOSAICO 121
 MOSAIC 121



33 x 33 cm 13" x 13"

8 mm 0,315 in **64**

MOSAICO 121 MIX LUSTRE
 MOSAIC 121 MIX LUSTRE



33 x 33 cm 13" x 13"

8 mm 0,315 in **78**

CALACATTA ORO	6091/221	6091/121
STATUARIO	6092/221	6092/121
CARRARA	6093/221	6093/121
BARDIGLIO	6094/221	6094/121
MARFIL	6095/221	6095/121
EMPERADOR LIGHT	6096/221	6096/121

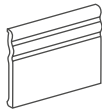
3x3 cm 1 1/8" x 1 1/8"

Mistura de Brilhante e Lustre
 Mix with Glossy and Luster



MARFIL | DIAMOND | 7,5 x 25 cm | 6095/601
 MARFIL | MOSAICO 121 MIX LUSTRE | 33 x 33 cm | 6095/121

RODAPÉ
 SKIRTING



12 x 25 cm 5" x 10"

8,5 mm 0,335 in **64**

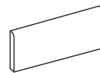
ÂNGULO RODAPÉ
 SKIRTING ANGLE



2 x 12 cm 3/4" x 5"

10,5 mm 0,413 in **44**

RODAPÉ
 BULLNOSE



7,5 x 25 cm 3" x 10"

8 mm 0,315 in **14**

QUARTER ROUND
 QUARTER ROUND



3 x 25 cm 1 1/8" x 10"

8 mm 0,315 in **34**

ÂNGULO QUARTER ROUND
 QUARTER ROUND ANGLE



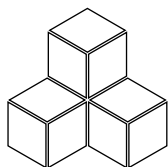
3 x 3 cm 1 1/8" x 1 1/8"

8 mm 0,315 in **44**

CALACATTA ORO	6091/011	6091/048	6091/050	6091/080	6091/090
STATUARIO	6092/011	6092/048	6092/050	6092/080	6092/090
CARRARA	6093/011	6093/048	6093/050	6093/080	6093/090
BARDIGLIO	6094/011	6094/048	6094/050	6094/080	6094/090
MARFIL	6095/011	6095/048	6095/050	6095/080	6095/090
EMPERADOR LIGHT	6096/011	6096/048	6096/050	6096/080	6096/090



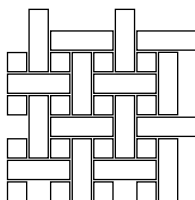
MOSAICO CUBOS
MOSAIC CUBES



29×25,5 HEXcm 11"×10" HEX

8 mm 0,315 in 67

MOSAICO TWIST
MOSAIC TWIST



33×33 cm 13"×13"

8 mm 0,315 in 59

EMPERADOR LIGHT CALACATTA ORO MARFIL	6091/421	-
BARDIGLIO CARRARA STATUARIO	6092/421	-
BARDIGLIO CARRARA	-	6093/521
EMPERADOR LIGHT MARFIL	-	6095/521
PRETO MARQUINHA NERO MARQUINIA STATUARIO	-	6092/521



PRETO MARQUINHA - STATUARIO | MOSAICO TWIST | 33×33 cm | 6092/521
STATUARIO | M 50×50 cm | 8881

GREGA

10×25 cm 4"×10"

8 mm 0,315 in 23



**BRANCO WHITE
PRETO BLACK**

0000/647



**CALACATTA ORO
CASTANHO BROWN**

0000/650



**MARFIL
CASTANHO BROWN**

0000/649

V-CAP
V-CAP



7,5×25 cm 3"×10"

8 mm 0,315 in 25

ÂNGULO V-CAP
V-CAP ANGLE



2×7,5 cm 3/4"×3"

8 mm 0,315 in 33

RODAPÉ
SKIRTING



12×25 cm 5"×10"

8,5 mm 0,335 in 64

ÂNGULO RODAPÉ
SKIRTING ANGLE



2×12 cm 3/4"×5"

10,5 mm 0,413 in 44

SIGARO
SIGARO



2,5×25 cm 3/4"×1"

10,5 mm 0,413 in 56

ÂNGULO SIGARO
SIGARO ANGLE



2×2,5 cm 3/4"×1"



10,5 mm 0,413 in 56

6091/020	6091/031
6092/020	6092/031
6093/020	6093/031
6094/020	6094/031
6095/020	6095/031
6096/020	6096/031

METAL	6000/013	6000/048	6000/015	7000/016
--------------	----------	----------	----------	----------

PEÇAS ESPECIAIS SUGERIDAS
SUGGESTED SPECIAL TRIMS

SONORA | **GLITER** | Areia Claro \ Light Sand | 0450/386; Areia Escuro \ Dark Sand | 0450/384; Antracite \ Anthracite | 0450/383; Prata \ Silver | 0450/385; Preto \ Black | 0450/387; Aço Brilhante \ Glossy Steel | 0450/759; Aço Satinado \ Satin Steel | 0450/760; Cobre Brilhante \ Glossy Copper | 0450/761; Cobre Satinado \ Satin Copper | 0450/769



NAT

49×99 cm 19"×39"

↓ ↑ 11 mm 0,433 in 131

M 50×50 cm 20"×20"

↓ ↑ 9,7 mm 0,382 in 100

33×33 cm 13"×13"

↓ ↑ 8 mm 0,315 in 72

CALACATTA ORO	8880	8880	8880
STATUARIO	8881	8881	8881
CARRARA	8870	8870	8870
BARDIGLIO	8883	8883	8883
MARFIL	8882	8882	8882
EMPERADOR LIGHT	8884	8884	8884

ATÉ 12 VARIAÇÕES GRÁFICAS
UP TO 12 GRAPHIC VARIATIONS

ATÉ 24 VARIAÇÕES GRÁFICAS
UP TO 24 GRAPHIC VARIATIONS

ATÉ 30 V. GRÁFICAS
UP TO 30 GRAPHIC V.

CALACATTA ORO







STATUARIO

CARRARA

BARDIGLIO

MARFIL

EMPERADOR LIGHT



RODAPÉ BULLNOSE



NAT

8×99 ROD cm

3¹/₈"×39" ROD

↓ ↑ 11 mm 0,433 in 41

8×50 ROD cm

3¹/₈"×20" ROD


↓ ↑ 9,7 mm 0,382 in 22

8×33 ROD cm

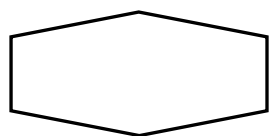
3¹/₈"×13" ROD

↓ ↑ 8 mm 0,315 in 13

CALACATTA ORO	8880	8880	8880
STATUARIO	8881	8881	8881
CARRARA	8870	8870	8870
BARDIGLIO	8883	8883	8883
MARFIL	8882	8882	8882
EMPERADOR LIGHT	8884	8884	8884



MARFIL | MOSAICO 36 \ MOSAICO 36 | 33×33 cm | 8882/640
EMPERADOR LIGHT | MOSAICO 36 \ MOSAICO 36 | 33×33 cm | 8884/640



24x49 HEX cm 9"×19"

8,5 mm 0,335 in **117**

8880

8871

8870

-

-

-

ATÉ 38 V. GRÁFICAS
UP TO 38 GRAPHIC V.



48x98 P cm 19"×39" P

11 mm 0,433 in **152**



CALACATTA ORO

8891

STATUARIO

8892

CARRARA

8890

BARDIGLIO

8894

MARFIL

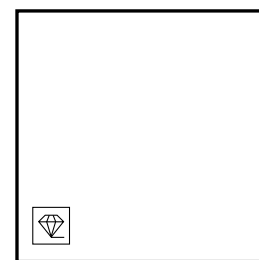
8893

EMPERADOR LIGHT

8895

Nota: Podem existir diferenças de tonalidade entre o acabamento natural e o polido.
Note: Shade variation may exist between natural and polished finishes.

ATÉ 12 VARIAÇÕES GRÁFICAS
UP TO 12 GRAPHIC VARIATIONS



48x48 P cm 19"×19"

11 mm 0,433 in **152**

8891

8892

8890


8894

8893

8895

ATÉ 24 V. GRÁFICAS
UP TO 24 GRAPHIC V.

MOSAICO 36
MOSAIC 36



NAT

33x33 cm 13"×13"

8 mm 0,315 in **49**

CALACATTA ORO 8880/640

STATUARIO 8881/640

CARRARA 8870/640

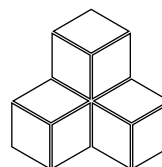
BARDIGLIO 8883/640

MARFIL 8882/640

EMPERADOR LIGHT 8884/640

5,2x5,2 cm 2^{3/64}"×2^{3/64}"

MOSAICO CUBOS
MOSAIC CUBES



NAT

29x25,5 HEX cm 11"×10" HEX

9,7 mm 0,382 in **69**


EMPERADOR LIGHT
CALACATTA ORO
MARFIL 8884/421

BARDIGLIO
CARRARA
STATUARIO 8883/421

EMPERADOR LIGHT
MARFIL - 8884/521

BARDIGLIO
CARRARA - 8883/521

MOSAICO TWIST
MOSAIC TWIST



33x33 cm 13"×13"

9,7 mm 0,382 in **60**



Revestimento \ Wall Tile:

CINZA AÇO STEEL GREY | M 25×75 cm | 6017

CINZA AÇO STEEL GREY | MOSAICO | M 25×75 cm | 6010

BRANCO WHITE | M 25×75 cm | 6015

Pavimento \ Floor Tile:

ALLURE | **CINZA AÇO** STEEL GREY | M 50×50 cm | 8570

MONTSERRAT



MONTSERRAT

AZULEJO DE PASTA BRANCA BICOZEDURA
 DOUBLE FIRED WHITE BODY WALL TILE
 FAÏENCE EN PÂTE BLANCHE BI-CUISSON
 WEISS-SCHERBIGE ZWEIBRAND STEINGUTFLIESEN



M25 x 75 cm 10" x 30"

9 mm 0,354 in 82



M25 x 55 cm 10" x 22"

8 mm 0,315 in 74

BRANCO WHITE	6015	6015
PÉROLA PEARL	6016	6016
CINZA AÇO STEEL GREY	6017	6017
TAUPE TAUPE	6018	6018

TAUPE
TAUPE

HARRIS



3 x 75 cm 1 1/8" x 30" 45 0000/750

3 x 55 cm 1 1/8" x 22" 35 0000/460

CINZA AÇO
STEEL GREY



3 x 75 cm 1 1/8" x 30" 45 0000/749

3 x 55 cm 1 1/8" x 22" 35 0000/459

MULTICOR
MULTICOLOR

GARIBALDI



3 x 75 cm 1 1/8" x 30" 22 0000/748

3 x 55 cm 1 1/8" x 22" 14 0000/458

PAVIMENTOS SUGERIDOS
SUGGESTED FLOORS

ALLURE (pag. 102)
M50 x 50 cm
33 x 33 cm



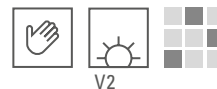
CINZA AÇO
STEEL GREY
8570



BEGE
BEIGE
8561



TAUPE
TAUPE
8569



V2

BRANCO
WHITE



6015/001

PÉROLA
PEARL




6016/001

GREENVILLE

85 M25x75 cm


62 M25x55 cm

CINZA AÇO
STEEL GREY



6010

TAUPE
TAUPE



6012

MOSAICO

82 M25x75 cm

74 M25x55 cm


ST. JOHN'S

82 M25x75 cm

74 M25x55 cm



6019



6020



CINZA AÇO STEEL GREY | MOSAICO | M25x75 cm | 6010

BRANCO WHITE | M25x75 cm | 6015

CINZA AÇO STEEL GREY | M25x75 cm | 6017

S. LUCIA



Revestimento \ Wall Tile:

BEGE BEIGE | M25x75 cm | 6036

BEGE BEIGE | ONDA | M25x75 cm | 6037

Pavimento \ Floor Tile:

BEGE BEIGE | 48x48 P cm | 9012

AZULEJO DE PASTA BRANCA BICOZEDURA
 DOUBLE FIRED WHITE BODY WALL TILE
 FAÏENCE EN PÂTE BLANCHE BI-CUISSON
 WEISS-SCHERBIGE ZWEIBRAND STEINGUTFLIESEN



M 25 x 75 cm 10" x 30"

9 mm 0,354 in **82**



M 25 x 55 cm 10" x 22"

8 mm 0,315 in **74**

BEGE BEIGE

6036

6036

ATÉ 18 VARIAÇÕES GRÁFICAS
 UP TO 18 GRAPHIC VARIATIONS

VICTORIA

M 25 x 75 cm **83**

M 25 x 55 cm **61**

Decorado 3^o fogo
 3rd fire decor



6036/001

RODNEY

M 25 x 75 cm **134**

M 25 x 55 cm **114**

Decorado 3^o fogo
 3rd fire decor




6036/002

ONDA

M 25 x 75 cm **82**

M 25 x 55 cm **74**



6037

**SANDY
 DOURADO GOLDEN**


Decorado 3^o fogo
 3rd fire decor



4 x 75 cm 1 5/8" x 30" **35** 0000/367

4 x 55 cm 1 5/8" x 22" **31** 0000/469

PORCELANATO VIDRADO GLAZED PORCELAIN STONEWARE
 GRÈS CÉRAME ÉMAILLÉ \ FEINSTEINZEUG GLASIERT



48 x 48P cm 19" x 19" P

9,7 mm 0,382 in **142**



BEGE BEIGE

9012



Revestimento \ Wall Tile:

BEGE BEIGE | M25x75 cm | 6100

BEGE BEIGE | MOSAICO LUSTRE 121 \ MOSAIC LUSTRE 121 | 33x33 cm | 6101

MOKA MOKA | STARS | 5x75 cm | 0000/064

SONORA | **AREIA CLARO** LIGHT SAND | GLITER | 1x75 cm | 0000/079

MOKA MOKA | M25x75 cm | 6105

MOKA MOKA | STARS | M25x75 cm | 6105/003

Pavimento \ Floor Tile:

Allure | **BRONZE** BRONZE | M50x50 cm | 8564




SKY



M25×75 cm 10"×30"

9 mm 0,354 in 82

MOSAICO LUSTRE 121
 MOSAIC LUSTRE 121



33×33 cm 13"×13"


9 mm 0,354 in 78

BRANCO WHITE	6099	6099/121
BEGE BEIGE	6100	6100/121
CINZA GREY	6101	6101/121
TIFFANY TIFFANY	6103	6103/121
VIOLA VIOLET	6104	6104/121
MOKA MOKA	6105	6105/121

3×3 cm 1 1/8"×1 1/8"

PAVIMENTOS SUGERIDOS
 SUGGESTED FLOORS


ALLURE (pag. 102)
 M50×50 cm
 33×33 cm



BRANCO
 WHITE
 8560




BEGE
 BEIGE
 8561



CINZA
 GREY
 8562



CINZA PROFUNDO
 DEEP GREY
 8571



BRONZE
 BRONZE
 8564



HAVANNA
 HAVANNA
 8573




CINZA GREY | FLOWER | M25×75 cm | 6101/001
CINZA GREY | M25×75 cm | 6101



BRANCO
WHITE

SPLENDOR

M25x75 cm 82




6099/900


FLOWER

M25x75 cm 60

Decorado 3º fogo
3rd fire decor




BEGE
BEIGE




6100/900



6100/001



CINZA
GREY



6101/900



6101/001




TIFFANY
TIFFANY



6103/900



6103/001



VIOLA
VIOLET



6104/900



6104/001



MOKA
MOKA



6105/900



SPLENDOR

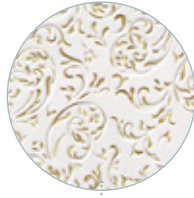
M25x75 cm

128




BRANCO - PLATINA
WHITE - PLATINUM

6099/902




BRANCO - OURO
WHITE - GOLD

6099/901




CINZA - PLATINA
GREY - PLATINUM

6101/902



BEGE - OURO
BEIGE - GOLD

6100/901




TIFFANY - OURO
TIFFANY - GOLD

6103/901



VIOLA - OURO
VIOLET - GOLD

6104/901




MOKA - OURO
MOKA - GOLD

6105/901

STARS

M25x75 cm

138




BRANCO WHITE

6099/003




VIOLA VIOLET

6104/003




BEGE BEIGE

6100/003



MOKA MOKA

6105/003



CINZA GREY

6101/003



LISTEL BORDER

5x75 cm 2" x 30"

75



BRANCO WHITE

0000/075



BEGE BEIGE

0000/076



CINZA GREY

0000/077



VIOLA VIOLET

0000/078



MOKA MOKA

0000/079



Decorados 3º fogo
3rd fire decors



LISTEL BORDER
10×25 cm 4"×10"

40



0000/060



0000/061



0000/065



0000/062



0000/066


0000/063



0000/064

JEWEL
M25×75 cm

106




BRANCO WHITE

6099/002



BEGE BEIGE

6100/002



CINZA GREY

6101/002



TIFFANY TIFFANY

6103/002



VIOLA - PLATINA VIOLET - PLATINUM

6104/004

VIOLA - OURO VIOLET - GOLD

6104/002



MOKA MOKA

6105/002

LISTEL BORDER
5×75 cm 2"×30"

45



BRANCO WHITE

0000/070



BEGE BEIGE

0000/071



CINZA GREY

0000/080



TIFFANY TIFFANY

0000/072



VIOLA - PLATINA VIOLET - PLATINUM

0000/081



VIOLA - OURO VIOLET - GOLD

0000/073



MOKA MOKA

0000/074



Revestimento \ Wall Tile:

BRANCO WHITE | M 25×75 cm | 6000

PRETO BLACK | DIAMOND | 7,5×25 cm | 2504

Pavimento \ Floor Tile:

BRANCOS | **BRANCO** WHITE | M 30×30 cm | 5500

SONORA





Revestimento \ Wall Tile:

CINZA GREY | ONDA | M 25×55 cm | 6040

CINZA ESCURO DARK GREY | MOSAICO 121 \ MOSAIC 121 | 33×33 cm | 6098/221

CINZA GREY | M 25×55 cm | 6097

Pavimento \ Floor Tile:

IMAGINE | **WENGUÉ** | 16×99 cm | 8720



DIAMOND




M 25 x 75 cm 10" x 30"

9 mm 0,354 in **77**



M 25 x 55 cm 10" x 22"

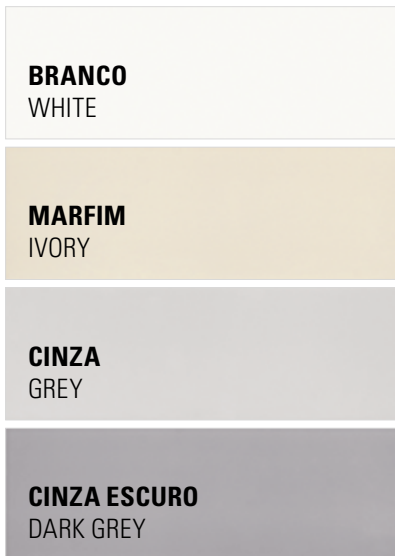
8 mm 0,315 in **68**



7,5 x 25 cm 3" x 10"

9 mm 0,354 in **137**

BRANCO WHITE	6000	4000	2500
MARFIM IVORY	6038	6038	2501
PRETO BLACK	-	-	2504
CINZA GREY	6097	6097	2502
CINZA ESCURO DARK GREY	6098	6098	2503




BRANCO WHITE | M 25 x 75 cm | 6000
CINZA GREY | **DIAMOND** | 7,5 x 25 cm | 2502


PAVIMENTOS SUGERIDOS

SUGGESTED FLOORS

ALLURE (pag. 101)
 M 50 x 50 cm
 33 x 33 cm



BRANCO
 WHITE
 8560



PÉROLA
 PEARL
 8566



PRETO
 BLACK
 8565



CINZA
 GREY
 8562



CINZA AÇO
 STEEL GREY
 8570




V1

ROYAL


M25×75 cm 77

BRANCO
WHITE




6000/800

MARFIM
IVORY



6038/800

CINZA
GREY




6097/800

GLITER

1×75 cm 3/8"×30" 60

9mm 0,354 in



AREIA CLARO LIGHT SAND 0450/386

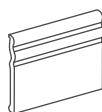
AREIA ESCURO DARK SAND 0450/384

ANTRACITE ANTHRACITE 0450/383

PRATA SILVER 0450/385

PRETO BLACK 0450/387

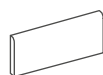
RODAPÉ
SKIRTING



12×25 cm 5"×10"

8,5 mm 0,335 in 64

RODAPÉ
BULLNOSE



7,5×25 cm 3"×10"

8 mm 0,315 in 14

QUARTER ROUND
QUARTER ROUND



3×25 cm 1 1/8"×10"

8 mm 0,315 in 34

ÂNGULO QUARTER ROUND
QUARTER ROUND ANGLE




3×3 cm 1 1/8"×1 1/8"

8 mm 0,315 in 44

BRANCO WHITE	6000/011	6000/070	6000/080	6000/090
MARFIM IVORY	6038/011	6038/070	6038/080	6038/090
PRETO BLACK	6041/011	6041/070	6041/080	6041/090
CINZA GREY	6097/011	6097/070	6097/080	6097/090
CINZA ESCURO DARK GREY	6098/011	6098/070	6098/080	6098/090

MOSAICO 121
 MOSAIC 121



33 × 33 cm 13" × 13"

8 mm 0,315 in

BRANCO WHITE	6002/221
MARFIM IVORY	6038/221
PRETO BLACK	6041/221
CINZA GREY	6097/221
CINZA ESCURO DARK GREY	6098/221

3 × 3 cm 1¹/₈" × 1¹/₈"
 Cortadas a partir da estrutura 'Onda'
 Cut from 'Onda' structured tile



Revestimento \ Wall Tile:

BRANCO WHITE | M 25 × 55 cm | 4000

PLATINA PLATINUM | WADI | M 25 × 55 cm | 6000/250

Pavimento \ Floor Tile:


ALLURE | **PRETO** BLACK | M 50 × 50 cm | 8565

ONDA

M 25 × 75 cm

M 25 × 55 cm

BRANCO
 WHITE



M 25 × 75 cm · 6002
 M 25 × 55 cm · 4097

MARFIM
 IVORY



6039

CINZA
 GREY



6040

CINZA ESCURO
 DARK GREY



6080

PRETO
 BLACK



6041

M 25 × 75 cm | M 25 × 55 cm




RAZOR

M 25×75 cm **77**



6000/300



6038/300



6097/300



6098/300



6041/300

M 25×75 cm **134**




6000/350


WAVE

M 25×75 cm **77**

M 25×55 cm **68**



6000/400



6038/400



6097/400



6098/400



6041/400


M 25×75 cm **134**




6000/450

WADI


M 25×55 cm **68**



6000/200



6038/200



6097/200




6098/200



6041/200

M 25×55 cm **112**



6000/250

**PLATINA
PLATINUM**



Revestimento \ Wall Tile:

TAUPE TAUPE | M 25×75 cm | 6006

PÉROLA - TAUPE PEARL - TAUPE | MOSAICO 78 \ MOSAIC 78 | 25×30 cm | 6005/178

PÉROLA PEARL | MOSAICO 78 \ MOSAIC 78 | 25×30 cm | 6005/078

Pavimento \ Floor Tile:

ALLURE | **TAUPE** TAUPE | M 50×50 cm | 8569



TOBAGO

TOBAGO

AZULEJO DE PASTA BRANCA BICOZEDURA
 DOUBLE FIRED WHITE BODY WALL TILE
 FAÏENCE EN PÂTE BLANCHE BI-CUISSON
 WEISS-SCHERBIGE ZWEIBRAND STEINGUTFLIESEN



M 25×75 cm 10"×30"

9 mm 0,354 in 82



M 25×55 cm 10"×22"

8 mm 0,315 in 74

BRANCO WHITE	6004	6004
PÉROLA PEARL	6005	6005
TAUPE TAUPE	6006	6006
CINZA GREY	6007	6007

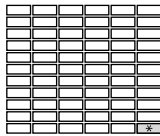
BRANCO
WHITE

CINZA
GREY

PÉROLA
PEARL

TAUPE
TAUPE


MOSAICO 78
MOSAIC 78



25×30 cm 10"×12"

9 mm 0,354 in 79

MOSAICO 26
MOSAIC 26



25×27 cm 10"×22"

8 mm 0,315 in 58


BRANCO WHITE	6004/078	6004/026
PÉROLA PEARL	6005/078	6005/026
TAUPE TAUPE	6006/078	6006/026
CINZA GREY	6007/078	6007/026
BRANCO - CINZA WHITE - GREY	6004/178	6004/126
PÉROLA - TAUPE PEARL - TAUPE	6005/178	6005/126

4,75×1,7 cm 1 7/8"×5/8"


13,4×1,7 cm 5"×5/8"

PAVIMENTOS SUGERIDOS
SUGGESTED FLOORS

ALLURE (pag. 101)
M 50×50 cm
33×33 cm




BRANCO 8560
WHITE



PÉROLA 8566
PEARL



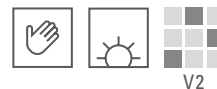
TAUPE 8569
TAUPE



CINZA 8562
GREY




PÉROLA PEARL | M 25×75 cm | 6005
PÉROLA PEARL | PERSIA | M 25×75 cm | 6005/001



PERSIA

M25×75 cm 63

Decorado 3º fogo
3º fire decor



BRANCO WHITE

6004/001



6 × 75 cm 2³/₈" × 30" 39

0000/488



PÉROLA PEARL

6005/001



6 × 75 cm 2³/₈" × 30" 39

0000/489

MILFORD


M25×75 cm 82

M25×55 cm 74



BRANCO WHITE

6008



PÉROLA PEARL

6009

DILLON

M25×75 cm 82

M25×55 cm 74



BRANCO WHITE

6013




PÉROLA PEARL

6014

ELEGANCE

M25×55 cm 74




BRANCO WHITE

6004/800

CINZA GREY

6007/800



PÉROLA PEARL

6005/800

TAUPE TAUPE

6006/800

IRVINE

5×75 cm 2"×30" 40



BRANCO WHITE

0000/896

PÉROLA PEARL

0000/897

IRVINE

4×55 cm 1⁵/₈"×22" 23



BRANCO WHITE

0000/456

PÉROLA PEARL

0000/457

VENICE

M25×75 cm 82



MULTICOR MULTICOLOUR

6001/800

REEF

M25×75 cm 82

(2 VARIAÇÕES GRÁFICAS 2 GRAPHIC VARIATIONS)



TAUPE TAUPE

6006/700



TAUPE TAUPE

6006/700



CINZA GREY

6007/700



CINZA GREY

6007/700

BEL AIR

Revestimento \ Wall Tiles:

PÉROLA PEARL | M 25×55 cm | 4076

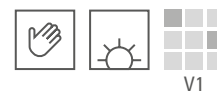
TAUPE TAUPE | BEVERLY | M 25×55 cm | 4084

TAUPE TAUPE | MOSAICO 26 \ MOSAIC 26 | 25×27 cm | 4077/026

Pavimento \ Floor Tile:

ALLURE | **TAUPE** TAUPE | M 50×50 cm | 8569


AZULEJO DE PASTA BRANCA BICOZEDURA
 DOUBLE FIRED WHITE BODY WALL TILE
 FAÏENCE EN PÂTE BLANCHE BI-CUISSON
 WEISS-SCHERBIGE ZWEIBRAND STEINGUTFLIESEN



M 25×55 cm 10"×22"

8 mm 0,315 in 74

MOSAICO 26
 MOSAIC 26



25×27 cm 10"×11"

8 mm 0,315 in 58



MULTICOR
 MULTICOLOR
 4085/126 58

CAPPUCCINO CAPPUCCINO	4072	4072/026
PRETO BLACK	4073	4073/026
PÉROLA PEARL	4076	4076/026
TAUPE TAUPE	4077	4077/026
BRANCO WHITE	4085	4085/026

13,4×1,7 cm 5"×5/8"

CAPPUCCINO
 CAPPUCCINO



BEVERLY
 M 25×55 cm
 74

PRETO
 BLACK



4074

PÉROLA
 PEARL




4075

TAUPE
 TAUPE



4079

BRANCO
 WHITE



4084

4078

OLYMPIC
 3×55 cm 1 1/8"×22"

16



MULTICOR MULTICOLOR 0000/407

GRANT
 4×55 cm 1 5/8"×22"

22



BRANCO WHITE 0000/418

PASADENA - DAYTON
 4×55 cm 1 5/8"×22"

22




BEGE - CINZA 0000/415
 BEIGE - GREY

Peça especial sugerida \ Suggested special trim

PAVIMENTOS SUGERIDOS
 SUGGESTED FLOORS

ALLURE (pag. 102)

M 50×50 cm
 33×33 cm



PÉROLA
 PEARL
 8566



CAPPUCCINO
 CAPPUCCINO
 8568



TAUPE
 TAUPE
 8569



PRETO
 BLACK
 8565

BELLAGIO



Revestimento \ Wall Tile:

PÉROLA PEARL | M 25×55 cm | 4005


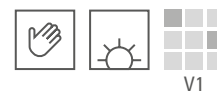
BRICK BRICK | M 25×55 cm | 4007

BRICK BRICK | KAREN | 4×25 cm | 0000/430

Pavimento \ Floor Tile:

BRICK BRICK | 33×33 cm | 8264

AZULEJO DE PASTA BRANCA BICOZEDURA
 DOUBLE FIRED WHITE BODY WALL TILE
 FAÏENCE EN PÂTE BLANCHE BI-CUISSON
 WEISS-SCHERBIGE ZWEIBRAND STEINGUTFLIESEN



M 25 x 55 cm 10" x 22"


8 mm 0,315 in 70

CINZA GREY	4004
PÉROLA PEARL	4005
ANTRACITE ANTHRACITE	4006
BRICK BRICK	4007

CINZA
GREY




PÉROLA
PEARL



ANTRACITE
ANTHRACITE



BRICK
BRICK



HOOTERS

M 25 x 55 cm

58

4004/003

4005/003

5 x 55 cm 2" x 22"

23

0000/441

0000/440

KAREN

4 x 25 cm 1 5/8" x 10"

15



BRICK 0000/430
BRICK



ANTRACITE 0000/431
ANTHRACITE

MARYLAND

3 x 55 cm 1 1/8" x 22"

24



POLICROMO 0000/413
POLYCHROME

MARYLAND

4 x 25 cm 1 5/8" x 10"

14



POLICROMO 0000/392
POLYCHROME

STARDUST

3 x 55 cm 1 1/8" x 22"

32



CINZA 0000/411
GREY



PÉROLA 0000/414
PEARL

STARDUST

4 x 25 cm 1 5/8" x 10"

18



CINZA 0000/396
GREY



PÉROLA 0000/434
PEARL

GRÉS VIDRADO GLAZED FLOOR TILE
GRÈS ÉMAILLÉ \ GLASIERTES STEINZEUG




33 x 33 cm 13" x 13"

8 mm 0,315 in 89

BRICK BRICK	8264
--------------------	------

TALIA


Pavimento coordenado sugerido
Suggested coordinated floor



CINZA
GREY
8260



PÉROLA
PEARL
8261



ANTRACITE
ANTHRACITE
8262

BELLE ARTI



Revestimento \ Wall Tile:


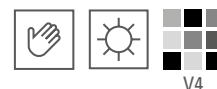
DOLOMITE | M 25×55 cm | 6128

DOLOMITE | Mosaico HEX \ Mosaic HEX | 37×33 cm | 8681/820

Pavimento \ Floor Tile:

DOLOMITE | M 30×60 cm | 8681

AZULEJO DE PASTA BRANCA BICOZEDURA
 DOUBLE FIRED WHITE BODY WALL TILE
 FAÏENCE EN PÂTE BLANCHE BI-CUISSON
 WEISS-SCHERBIGE ZWEIBRAND STEINGUTFLIESEN



M 25x55 cm 10"×22"

8 mm 0,315 in 74

DOLOMITE 6128

RODAPÉ BULLNOSE



7,5x25 cm 3"×10"

8 mm 0,315 in 14

DOLOMITE 6128/050

ONDA



6128/500 74

ATÉ 27 VARIAÇÕES GRÁFICAS
 UP TO 27 GRAPHIC VARIATIONS

PORCELANATO VIDRADO GLAZED PORCELAIN STONEWARE
 GRÈS CÉRAME ÉMAILLÉ \ FEINSTEINZEUG GLASIERT



M 30x60 cm 12"×24"

10 mm 0,394 in 97

DOLOMITE 8681



M 10x30 cm 4"×12"

8 mm 0,315 in 91

8681



33x33 cm 13"×13"

8 mm 0,315 in 72

8681



24x49 HEX cm 9"×19" HEX

8,5 mm 0,335 in 117

8681


ATÉ 27 VARIAÇÕES GRÁFICAS
 UP TO 27 GRAPHIC VARIATIONS

ATÉ 39 V. GRÁFICAS
 UP TO 39 GRAPHIC V.

ATÉ 54 V. GRÁFICAS
 UP TO 54 GRAPHIC V.

ATÉ 27 V. GRÁFICAS
 UP TO 27 GRAPHIC V.

MOSAICO 64
 MOSAIC 64



33x33 cm 13"×13"

8 mm 0,315 in 49

DOLOMITE 8681/640

MOSAICO HEX
 MOSAIC HEX




37x33 cm 15"×13"

8 mm 0,315 in 66

8681/820

5,2x5,2 cm 2³/₆₄"×2³/₆₄"

Artigos vendidos ao m² Products are sold per m² ● Artigos vendidos à peça Products are sold 'per piece'



CAESARS

Revestimento \ Wall Tile:

BRANCO WHITE | M 25×55 cm | 4028

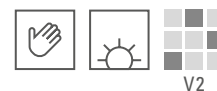
BRANCO WHITE | Tuscany | M 25×55 cm | 4028/004

PRETO BLACK | M 25×55 cm | 4031

Pavimento \ Floor Tile:

PRETO BLACK | 33×33 cm | 8543

AZULEJO DE PASTA BRANCA BICOZEDURA
 DOUBLE FIRED WHITE BODY WALL TILE
 FAÏENCE EN PÂTE BLANCHE BI-CUISSON
 WEISS-SCHERBIGE ZWEIBRAND STEINGUTFLIESEN



M 25 × 55 cm 10" × 22"

8 mm 0,315 in 70

BRANCO WHITE	4028
PÉROLA PEARL	4029
CASTANHO BROWN	4030
PRETO BLACK	4031

KOVAL

4 × 55 cm 1 5/8" × 22"

19



CASTANHO BROWN 0000/426



PRETO BLACK 0000/424

DESERT

4 × 55 cm 1 5/8" × 22"

36





CASTANHO BROWN 0000/428



PRETO BLACK 0000/427

BRANCO
WHITE



TUSCANY

M 25 × 55 cm

Decorado 3^o fogo
3rd fire decor

59

4028/004

PÉROLA
PEARL



4029/004

PRETO
BLACK



NELLIS


M 25 × 55 cm

Decorado 3^o fogo
3rd fire decor

110


4031/005

CASTANHO
BROWN



4030/005

GRÉS VIDRADO GLAZED FLOOR TILE
GRÈS ÉMAILLÉ \ GLASIERTES STEINZEUG



33 × 33 cm 13" × 13"

8 mm 0,315 in 72

BRANCO WHITE	8540
PÉROLA PEARL	8541
CASTANHO BROWN	8542
PRETO BLACK	8543



LUXOR

Revestimento \ Wall Tile:


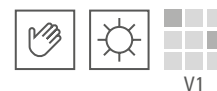
PÉROLA PEARL | M25×55 cm | 4021

PÉROLA PEARL | CHARLESTON | 50×110 cm | 4021/001

Pavimento \ Floor Tile:

PÉROLA PEARL | 33×33 cm | 8530

AZULEJO DE PASTA BRANCA BICOZEDURA
 DOUBLE FIRED WHITE BODY WALL TILE
 FAÏENCE EN PÂTE BLANCHE BI-CUISSON
 WEISS-SCHERBIGE ZWEIBRAND STEINGUTFLIESEN



M25 x 55 cm 10" x 22"


8 mm 0,315 in 70

CINZA GREY	4020
PÉROLA PEARL	4021
ANTRACITE ANTHRACITE	4022
CASTANHO BROWN	4023

CHARLESTON

50 x 110 cm 20" x 43" 145

4 peças \ 4 tiles



CINZA GREY	4020/001
PÉROLA PEARL	4021/001


CINZA
GREY



RUSSEL
M25 x 55 cm

70


PÉROLA
PEARL



4033

4032

ANTRACITE
ANTHRACITE



CASTANHO
BROWN



CLAYTON
5 x 25 cm

21 2" x 10"
(2 variações gráficas
2 graphic variations)



PRETO BLACK 0000/390

CASTANHO BROWN 0000/389

CASINO
4 x 55 cm

39 1 5/8" x 22"



PRETO BLACK 0000/421

CASTANHO BROWN 0000/420

VEGAS




DOURADO GOLDEN 0000/410
3 x 55 cm 1 1/8" x 22" 34



DOURADO GOLDEN 0000/393
3 x 25 cm 1 1/8" x 10" 14

GRÉS VIDRADO GLAZED FLOOR TILE
GRÈS ÉMAILLÉ \ GLASIERTES STEINZEUG




33 x 33 cm 13" x 13"

8 mm 0,315 in 72

CINZA GREY	8531
PÉROLA PEARL	8530
ANTRACITE ANTHRACITE	8533
CASTANHO BROWN	8532



MANDALAY



Revestimento \ Wall Tile:

PÉROLA PEARL | M25×55 cm | 4009


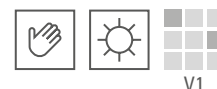
FRAMBOESA RASPEBERRY | M25×55 cm | 4011

BELLAGIO | **BRICK** BRICK | KAREN | 4×25 cm | 0000/430

Pavimento \ Floor Tile:

OPHELIA | **PÉROLA** PEARL | 33×33 cm | 8490

AZULEJO DE PASTA BRANCA BICOZEDURA
 DOUBLE FIRED WHITE BODY WALL TILE
 FAÏENCE EN PÂTE BLANCHE BI-CUISSON
 WEISS-SCHERBIGE ZWEIBRAND STEINGUTFLIESEN



M25 x 55 cm 10" x 22"

8 mm 0,315 in **70**

CINZA GREY	4008
PÉROLA PEARL	4009
PRETO BLACK	4010
FRAMBOESA RASPBERRY	4011
TAUPE TAUPE	4012

PEÇAS ESPECIAIS
SUGERIDAS
 SUGGESTED
 SPECIAL TRIMS

LUXOR | Preto \ Black | Casino | 0000/421
 BELLAGIO | Cinza \ Grey | Stardust | 0000/411 - 0000/396;
 Pérola \ Pearl | Stardust | 0000/414 - 0000/434;
 Maryland | 0000/413 - 0000/392
 Aço Satinado \ Satin Steel | 0450/760; Aço Brilhante \ Glossy
 Steel | 0450/759; Cobre Satinado \ Satin Copper | 0450/769 ;
 Cobre Brilhante \ Glossy Copper | 0450/761

SPRING
 M25 x 55 cm
70

CINZA
 GREY




PÉROLA
 PEARL



4035

4034

PRETO
 BLACK




FRAMBOESA
 RASPBERRY



TAUPE
 TAUPE



GRÉS VIDRADO GLAZED FLOOR TILE
 GRÈS ÉMAILLÉ \ GLASIERTES STEINZEUG



33 x 33 cm 13" x 13"

8 mm 0,315 in

PRETO BLACK	8499 76
FRAMBOESA RASPBERRY	8498 89
TAUPE TAUPE	8497 76



PRETO
 BLACK

FRAMBOESA
 RASPBERRY

TAUPE
 TAUPE



CINZA
 GREY

PÉROLA
 PEARL

OPHELIA
 Pavimento coordenado sugerido
 Suggested coordinated floor

8492 **72**

8490 **72**



Revestimento \ Wall Tile:

PÉROLA PEARL | M 25×55 cm | 4063

CORAL CORAL | M 25×55 cm | 4067

CORAL CORAL | MOSAICO | M 25×55 cm | 4071

Pavimento \ Floor Tile:

IMAGINE | **CARVALHO BRANCO** WHITE OAK | 16×99 cm | 8712







PASADENA





M 25 × 55 cm 10" × 22"


 **8 mm** 0,315 in

CINZA CLARO LIGHT GREY	4062 
PÉROLA PEARL	4063 
CINZA GREY	4064 
BEGE BEIGE	4065 
LILÁS LILAC	4066 
CORAL CORAL	4067 

ORQUIDEA

M 50 × 55 cm 20" × 22"

2 peças \ 2 tiles 



BRANCO
WHITE

4000/001




Revestimento \ Wall Tile:
LILÁS LILAC | M 25 × 55 cm | 4066
 ORQUIDEA | M 50 × 55 cm | 4000/001


Pavimento \ Floor Tile:
 ALLURE | **LILÁS** LILAC | M 50 × 50 cm | 8558

PAVIMENTOS SUGERIDOS SUGGESTED FLOORS


ALLURE (pag. 102)
 M 50 × 50 cm
 33 × 33 cm




CINZA
GREY
8562



BRANCO
WHITE
8560



PÉROLA
PEARL
8566



LILÁS
LILAC
8558



CORAL
CORAL
8559



CINZA CLARO
LIGHT GREY



PÉROLA
PEARL



CINZA
GREY



BEGE
BEIGE



LILÁS
LILAC




CORAL
CORAL



MOSAICO
M25 x 55 cm

70




4069



4068



4070



4071

CATALINA
M25 x 55 cm

70




4081



4080

MOSAICO
M25 x 55 cm

70



4083

MULTICOR MULTICOLOUR

BELLEVUE
3 x 55 cm 1 1/8" x 22"

22



0000/406



0000/403



0000/404



0000/405

DAYTON
4 x 55 cm 1 5/8" x 22"

22



BEGE - CINZA
BEIGE - GREY

0000/415



0000/416



0000/417

STARLITE - LINCOLN
3 x 55 cm 1 1/8" x 22"

Peça especial sugerida
Suggested special trim



CAPPUCCINO
CAPPUCCINO

42 0000/450



MALVA
MALLOW

38 0000/446

STARLITE - DESERT
4 x 55 cm 1 5/8" x 22"

Peça especial sugerida
Suggested special trim



Revestimento \ Wall Tile:

BEGE BEIGE | M25×55 cm | 6089

BEGE BEIGE | MORSE | 8×55 cm | 0000/474

CAPPUCCINO | CAPPUCCINO | MOSAICO LUSTRE \ MOSAIC LUSTRE | 33×33 cm | 6090/121

Pavimento \ Floor Tile:

ALLURE | **BEGE BEIGE** | M50×50 cm | 8561

SENSES




AZULEJO DE PASTA BRANCA BICOZEDURA
 DOUBLE FIRED WHITE BODY WALL TILE
 FAÏENCE EN PÂTE BLANCHE BI-CUISSON
 WEISS-SCHERBIGE ZWEIBRAND STEINGUTFLIESEN

MOSAICO 121
 MOSAIC 121
 LUSTRE



M25 x 55 cm 10" x 22"

8 mm 0,315 in **70**



33 x 33 cm 13" x 13"

8 mm 0,315 in **78**

CINZA CLARO LIGHT GREY	6087	6087/121
CINZA ESCURO DARK GREY	6088	6088/121
BEGE BEIGE	6089	6089/121
CAPPUCCINO CAPPUCCINO	6090	6090/121

3x3 cm 1 1/8" x 1 1/8"




CINZA ESCURO DARK GREY | PATCHWORK | M50 x 55 cm | 6088/002
CINZA ESCURO DARK GREY | M25 x 55 cm | 6088

MOSAICO 121
 MOSAIC 121
 MIX **64**




CINZA - CINZA ESCURO
 GREY - DARK GREY
 6087/321



BEGE - CAPPUCCINO
 BEIGE - CAPPUCCINO
 6089/321

PAVIMENTOS SUGERIDOS
 SUGGESTED FLOORS



BRANCO
 WHITE
 8560



CINZA AÇO
 STEEL GREY
 8570



BEGE
 BEIGE
 8561



PÉROLA
 PEARL
 8566



CAPPUCCINO
 CAPPUCCINO
 8568

ALLURE (pag. 102)
 M50 x 50 cm
 33 x 33 cm




CINZA CLARO
LIGHT GREY



6087/200

CINZA ESCURO
DARK GREY




6088/200

BEGE
BEIGE



6089/200

CAPPUCCINO
CAPPUCCINO



6090/200

WADI

M 25 × 55 cm

70

MORNING DEW

M 25 × 55 cm

70

5 × 55 cm 2" × 22"

28



6087/001



6088/001



6089/001



6090/001



0000/471



0000/472



0000/473



0000/478

PATCHWORK *
M 50 × 55 cm

2 peças \ 2 tiles

93



6088/002



6090/002

PATCHWORK *
5 × 55 cm 2" × 22"

2 variações gráficas
2 graphic variations

28



0000/652



0000/654

MORSE *
8 × 55 cm 3 1/8" × 22"

38



CINZA GREY

0000/477



BEGE BEIGE

0000/474

AUTUM *
10 × 55 cm 4" × 22"

35



CINZA GREY

0000/479



BEGE BEIGE

0000/455

GLORIOSA A *
10 × 55 cm 4" × 22"

35



CINZA GREY

0000/475



BEGE BEIGE

0000/451



MARSALA MARSALA

0000/453

GLORIOSA B *
10 × 55 cm 4" × 22"

35



CINZA GREY

0000/476



BEGE BEIGE

0000/452



MARSALA MARSALA

0000/454

* Decorado 3º fogo
* 3rd fire decor

STARLITE

Revestimento \ Wall Tile:

BRANCO WHITE | M 25×55 cm | 4048

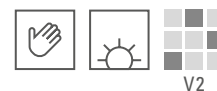
PRATA SILVER | M 25×55 cm | 4049

PRATA SILVER | LINCOLN | 3×55 cm | 0000/449

Pavimento \ Floor Tile:

ALLURE | **PRATA** SILVER | M 50×50 cm | 8567

AZULEJO DE PASTA BRANCA BICOZEDURA
 DOUBLE FIRED WHITE BODY WALL TILE
 FAÏENCE EN PÂTE BLANCHE BI-CUISSON
 WEISS-SCHERBIGE ZWEIBRAND STEINGUTFLIESEN



M25 x 55 cm 10" x 22"

8 mm 0,315 in

BRANCO WHITE	4048
PRATA SILVER	4049
PÉROLA PEARL	4050
CAPPUCCINO CAPPUCCINO	4051
MALVA MALLOW	4057

BRANCO
WHITE



4048/010


PÉROLA
PEARL



4050/010

BETSY
M25 x 55 cm

PARK AVE.
M25 x 55 cm



4048/007




4050/007

MALVA
MALLOW




4057/010

PRATA
SILVER



4049/010

CAPPUCCINO
CAPPUCCINO



4051/010

DESERT

4x55 cm 1 5/8" x 22"



MALVA 0000/446
MALLOW

LINCOLN

3x55 cm 1 1/8" x 22"



BRANCO - MALVA 0000/445
WHITE - MALLOW

PRATA 0000/449
SILVER

PÉROLA - MALVA 0000/444
PEARL - MALLOW


CAPPUCCINO 0000/450
CAPPUCCINO

PAVIMENTOS SUGERIDOS
SUGGESTED FLOORS

ALLURE (pag. 102)

M50x50 cm

33x33 cm



BRANCO
WHITE
8560



PRATA
SILVER
8567



PÉROLA
PEARL
8566



CAPPUCCINO
CAPPUCCINO
8568



Revestimento \ Wall Tile:

CINZA ESCURO DARK GREY | Mosaico HEX \ Mosaic HEX | 37x33 cm | 8933/820

Pavimento \ Floor Tile:

CINZA ESCURO DARK GREY | M 30x60 cm | 8933



TUSCANY



M 25×55 cm 10"×22"

8 mm 0,315 in

BRANCO WHITE	4086
BEGE BEIGE	4087
CINZA ESCURO DARK GREY	4089
SILVER SILVER	4090

ATÉ 30 VARIAÇÕES GRÁFICAS
 UP TO 30 GRAPHIC VARIATIONS


BRANCO
 WHITE

CINZA ESCURO
 DARK GREY

BEGE
 BEIGE

SILVER
 SILVER


ONDA
 M 25×55 cm




4086/500



4089/500



4087/500



4090/500

RODAPÉ SKIRTING



12×25 cm 5"×10"

8,5 mm 0,335 in

RODAPÉ BULLNOSE



7,5×25 cm 3"×10"

8 mm 0,315 in

QUARTER ROUND QUARTER ROUND



3×25 cm 1 1/8"×10"

8 mm 0,315 in

BRANCO WHITE	4086/011	4086/050	4086/080
CINZA ESCURO DARK GREY	4089/011	4089/050	4089/080
BEGE BEIGE	4087/011	4087/050	4087/080
SILVER SILVER	4090/011	4090/050	4090/080



Revestimento \ Wall Tile:

BEGE BEIGE | M 25x55 cm | 4087

BEGE BEIGE | Onda | M 25x55 cm | 4087/500

BRANCOS | **AÇO BRILHANTE** STEEL GLOSSY | 2x55 cm | 0450/759

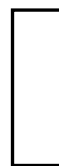
Pavimento \ Floor Tile:

BEGE BEIGE | 33x33 cm | 8931




M 30×60 cm 12"×24"

↓
 ✦ 10 mm 0,394 in 97



M 10×30 cm 4"×12"

↓
 ✦ 8 mm 0,315 in 91



33×33 cm 13"×13"

↓
 ✦ 8 mm 0,315 in 72

BRANCO WHITE	8930	8930	8930
CINZA ESCURO DARK GREY	8933	8933	8933
BEGE BEIGE	8931	8931	8931
SILVER SILVER	8934	8934	8934

▲ **ATÉ 24 VARIAÇÕES GRÁFICAS**
 UP TO 24 GRAPHIC VARIATIONS

▲ **ATÉ 144 VAR. GRÁFICAS**
 UP TO 144 GRAPHIC VAR.

▲ **ATÉ 48 VARIAÇÕES GRÁFICAS**
 UP TO 48 GRAPHIC VARIATIONS

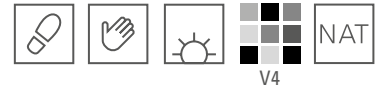


BRANCO WHITE

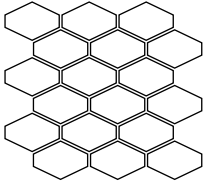
BEGE BEIGE

CINZA ESCURO DARK GREY

SILVER SILVER



MOSAICO HEX
MOSAIC HEX



37×33 cm 15"×13"

8 mm 0,315 in **66**


8930/820

8933/820

8931/820

8934/820

MOSAICO HEX REGULAR
MOSAIC HEX REGULAR



33×30 cm 13"×12"

8 mm 0,315 in **85**


8930/720

8933/720

8931/720

8934/720

MOSAICO IRREGULAR
IRREGULAR MOSAIC



30×30 cm 12"×12"

8 mm 0,315 in **51**

8930/920

8933/920

8931/920

8934/920

RODAPÉ BULLNOSE



8×33 ROD cm 3 1/8"×13" ROD

8 mm 0,315 in **13**

BRANCO WHITE 8930

CINZA ESCURO DARK GREY 8933

BEGE BEIGE 8931

SILVER SILVER 8934



SILVER SILVER | M 10×30 cm | 8934

VENETIAN

Revestimento \ Wall Tile:


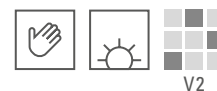
MARFIM IVORY | M 25×55 cm | 4026

MARFIM IVORY | SUMMERLIN | 5×55 cm | 0450/762

Pavimento \ Floor Tile:

POMPEI | **MARFIM** IVORY | 33×33 cm | 8181


AZULEJO DE PASTA BRANCA BICOZEDURA
 DOUBLE FIRED WHITE BODY WALL TILE
 FAÏENCE EN PÂTE BLANCHE BI-CUISSON
 WEISS-SCHERBIGE ZWEIBRAND STEINGUTFLIESEN




M25 x 55 cm 10" x 22"

8 mm 0,315 in 70


MARFIM IVORY	4026
NOZ NUT	4027
BRANCO WHITE	4098
CINZA GREY	4099



MARFIM
IVORY



NOZ
NUT



BRANCO
WHITE



CINZA
GREY

SUMMERLIN

5 x 55 cm 2" x 22"

97



MARFIM IVORY 0450/762




NOZ NUT 0450/763

GRÉS VIDRADO GLAZED FLOOR TILE
 GRÈS ÉMAILLÉ \ GLASIERTES STEINZEUG



POMPEI

Pavimento coordenado sugerido
 Suggested coordinated floor



33 x 33 cm 13" x 13"

8 mm 0,315 in 58

MARFIM IVORY	8181
NOZ NUT	8182

RODAPÉ
BULLNOSE



8 x 33 ROD cm 3 1/8" x 13"

8 mm 0,315 in 13

8181
8182



MARFIM
IVORY

NOZ
NUT



Revestimento \ Wall Tile:

BRANCO WHITE | M 25×45 cm | 3089

TERRA EARTH | M 25×45 cm | 3091

MULTICOR MULTICOLOR | TIMBER | M 25×45 cm | 3097

Pavimento \ Floor Tile:

TERRA EARTH | M 45×45 cm | 8677

BAMBU



BAMBU

AZULEJO DE PASTA BRANCA BICOZEDURA
 DOUBLE FIRED WHITE BODY WALL TILE
 FAÏENCE EN PÂTE BLANCHE BI-CUISSON
 WEISS-SCHERBIGE ZWEIBRAND STEINGUTFLIESEN



M25x45 cm 10"x18"

8 mm 0,315 in **64**

BRANCO WHITE	3089
CINZA GREY	3090
TERRA EARTH	3091
ANTRACITE ANTHRACITE	3092

ATÉ 11 VARIAÇÕES GRÁFICAS
 UP TO 11 GRAPHIC VARIATIONS



TIMBER

M25x45 cm



MULTICOR MULTICOLOUR

3097 **64**



MULTICOR MULTICOLOUR | **TIMBER** | M 25x45 cm | 3097
ANTRACITE ANTHRACITE | M 25x45 cm | 3092



Revestimento \ Wall Tile:

BEGE BEIGE | M 25×45 cm | 3094

TERRA EARTH | M 25×45 cm | 3095

MULTICOR MULTICOLOUR | CUBE | M 25×45 cm | 3098

Pavimento \ Floor Tile:

TERRA EARTH | M 45×45 cm | 8687

TERRA EARTH | MOSAICO IRREGULAR \ MOSAIC IRREGULAR | 30×30 cm | 8687/920



COFFRAGE

COFFRAGE

AZULEJO DE PASTA BRANCA BICOZEDURA
 DOUBLE FIRED WHITE BODY WALL TILE
 FAÏENCE EN PÂTE BLANCHE BI-CUISSON
 WEISS-SCHERBIGE ZWEIBRAND STEINGUTFLIESEN



M 25×45 cm 10"×18"

8 mm 0,315 in 64

BRANCO WHITE	3093
BEGE BEIGE	3094
TERRA EARTH	3095
CINZA GREY	3096

ATÉ 24 VARIAÇÕES GRÁFICAS
 UP TO 24 GRAPHIC VARIATIONS



CUBE

M 25×45 cm

2 peças 2 tiles



MULTICOR MULTICOLOUR

3098 64



TERRA EARTH | M 25×45 cm | 3095
 MULTICOR MULTICOLOUR | CUBE | M 25×45 cm | 3098

GRÉS VIDRADO
 GLAZED FLOOR TILE
 GRÈS ÉMAILLÉ
 GLASIERTES STEINZEUG




8685	5	8687	4
8686	4	8688	4



V2


R9



M 45x45 cm 18" x 18"

8 mm 0,315 in 76

MOSAICO IRREGULAR
 IRREGULAR MOSAIC



30x30 cm 12" x 12"

8 mm 0,315 in 51

RODAPÉ BULLNOSE



8x45 ROD cm 3 1/8" x 18" ROD

8 mm 0,315 in 15

BRANCO WHITE	8685	8685/920
BEGE BEIGE	8686	8686/920
TERRA EARTH	8687	8687/920
CINZA GREY	8688	8688/920

BRANCO WHITE	8685
BEGE BEIGE	8686
TERRA EARTH	8687
CINZA GREY	8688

ATÉ 12 VARIAÇÕES GRÁFICAS
 UP TO 12 GRAPHIC VARIATIONS



CINZA GREY | M 45 x 45 cm | 8688



Revestimento \ Wall Tile:

CINZA GREY | M25×45 cm | 3053

PETRÓLEO PETROL | M25×45 cm | 3058

PETRÓLEO PETROL | HESTIA | M25×45 cm | 3058/008



OPHELIA



M 25x45 cm 10" x 18"

8 mm 0,315 in 64

PÉROLA PEARL	3052
CINZA GREY	3053
AMEIXA PLUM	3056
ANTRACITE ANTHRACITE	3057
PETRÓLEO PETROL	3058

RHEIA
4x45 cm 1 5/8" x 18"



RHEIA
4x25 cm 1 5/8" x 10"




HERA
2x25 cm 3/4" x 10"



HESTIA *
 M 25x45 cm

PÉROLA PEARL



55 3052/001

CINZA GREY




55 3053/001



AZUL BLUE 55 3053/002

AMEIXA PLUM




HESTIA *
 M 25x45 cm

58

3056/008

ANTRACITE ANTHRACITE



3057/008

PETRÓLEO PETROL



3058/008

HESTIA *
6x45 cm 2 3/8" x 18"

4 variações \ 4 variations

25

0000/789

0000/790

0000/792

GAIA *
6x45 cm 2 3/8" x 18"

28


0000/781

0000/782

0000/783

* Decorado 3º fogo
 * 3rd fire decor

GRÉS VIDRADO
 GLAZED FLOOR TILE
 GRÈS ÉMAILLÉ
 GLASIERTES STEINZEUG



33 × 33 cm 13" × 13"

8 mm 0,315 in

PÉROLA PEARL	8490	72
CINZA GREY	8492	72
AMEIXA PLUM	8495	96
ANTRACITE ANTHRACITE	8496	72
PETRÓLEO PETROL	8494	76



Revestimento \ Wall Tile:

ANTRACITE ANTHRACITE | M 25 × 45 cm | 3057

CINZA GREY | M 25 × 45 cm | 3053

CINZA GREY | HESTIA | M 25 × 45 cm | 3053/001

ANTRACITE ANTHRACITE | HESTIA | 6 × 45 cm | 0000/790

Pavimento \ Floor Tile:

CINZA GREY | 33 × 33 cm | 8492

PANDORA

Revestimento \ Wall Tile:

CINZA GREY | M25×45 cm | 3065


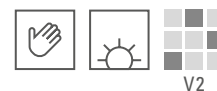
ANTRACITE ANTHRACITE | ZEA | 4×25 cm | 0000/338

ANTRACITE ANTHRACITE | M25×45 cm | 3066

Pavimento \ Floor Tile:

ANTRACITE ANTHRACITE | 33×33 cm | 8522

AZULEJO DE PASTA BRANCA BICOZEDURA
 DOUBLE FIRED WHITE BODY WALL TILE
 FAÏENCE EN PÂTE BLANCHE BI-CUISSON
 WEISS-SCHERBIGE ZWEIBRAND STEINGUTFLIESEN



M 25x45 cm 10" x 18"

8 mm 0,315 in 64

CINZA GREY	3065
ANTRACITE ANTHRACITE	3066
PÉROLA PEARL	3067
BRONZE BRONZE	3068

TALIA - CIRCE
 1x45 cm 3/8" x 18"

51

AÇO STEEL 0450/544

ZEA
 4x25 cm 1 5/8" x 10"

8



ANTRACITE
 ANTHRACITE
 0000/338




BRONZE
 BRONZE
 0000/339

LOTUS
 M 25x45 cm

52



3066/001



3068/001

MORGANA
 3x45 cm 1 1/8" x 18"

8



ANTRACITE ANTHRACITE
 0000/680



BRONZE BRONZE
 0000/681

MORGANA
 3x25 cm 1 1/8" x 10"

4




ANTRACITE ANTHRACITE
 0000/569



BRONZE BRONZE
 0000/570

GRÉS VIDRADO GLAZED FLOOR TILE
 GRÈS ÉMAILLÉ \ GLASIERTES STEINZEUG



33x33 cm 13" x 13"

8 mm 0,315 in 65

CINZA GREY	8521
ANTRACITE ANTHRACITE	8522
PÉROLA PEARL	8520
BRONZE BRONZE	8523



PULSAR

Revestimento \ Wall Tile:

CINZA GREY | M25×45 cm | 3041

CINZA - ANTRACITE GREY - ANTHRACITE | OPUS A | 4×25 cm | 0450/628


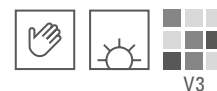
CINZA - ANTRACITE GREY-ANTHRACITE | OPUS B | 4×25 cm | 0450/625

ANTRACITE ANTHRACITE | M25×45 cm | 3042

Pavimento \ Floor Tile:

ANTRACITE ANTHRACITE | 33×33 cm | 8177

AZULEJO DE PASTA BRANCA BICOZEDURA
 DOUBLE FIRED WHITE BODY WALL TILE
 FAÏENCE EN PÂTE BLANCHE BI-CUISSON
 WEISS-SCHERBIGE ZWEIBRAND STEINGUTFLIESEN



M25x45 cm 10"×18"

8 mm 0,315 in 68

BEGE BEIGE	3039
BRONZE BRONZE	3040
CINZA GREY	3041
ANTRACITE ANTHRACITE	3042



TALIA - CIRCE
 1x45 cm 3/8"×18"

51

AÇO STEEL 0450/544

OPUS A

4x25 cm 1 5/8"×10"

41



BEGE - BRONZE
 BEIGE - BRONZE
 0450/627



CINZA - ANTHRACITE
 GREY - ANTHRACITE
 0450/628

OPUS B

4x25 cm 1 5/8"×10"

22



BEGE - BRONZE
 BEIGE - BRONZE
 0450/626



CINZA - ANTHRACITE
 GREY - ANTHRACITE
 0450/625

FUSION

4x25 cm 1 5/8"×10"

22




BEGE
 BEIGE
 0000/344



CINZA
 GREY
 0000/345

GRÉS VIDRADO GLAZED FLOOR TILE
 GRÈS ÉMAILLÉ \ GLASIERTES STEINZEUG



33x33 cm 13"×13"

8 mm 0,315 in 70

BEGE BEIGE	8175
BRONZE BRONZE	8178
CINZA GREY	8176
ANTRACITE ANTHRACITE	8177

RODAPÉ
 BULLNOSE



8x33 ROD cm

3 1/8"×13" ROD

8 mm 0,315 in 8

8175
8178
8176
8177



TALIA

Revestimento \ Wall Tile:

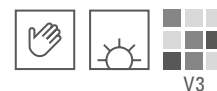
ANTRACITE ANTHRACITE | M25×45 cm | 3012

CINZA GREY | M25×45 cm | 3011

Pavimento \ Floor Tile:

ANTRACITE ANTHRACITE | 33×33 cm | 8262

AZULEJO DE PASTA BRANCA BICOZEDURA
 DOUBLE FIRED WHITE BODY WALL TILE
 FAÏENCE EN PÂTE BLANCHE BI-CUISSON
 WEISS-SCHERBIGE ZWEIBRAND STEINGUTFLIESEN



M 25x45 cm 10"×18"



8 mm 0,315 in 64

CINZA GREY	3011
ANTRACITE ANTHRACITE	3012
PÉROLA PEARL	3013
BRONZE BRONZE	3014


CIRCE

M 25x45 cm


61




3011/001



3013/001



3012/001



3014/001



PRETO BLACK 0000/627



BRONZE BRONZE 0000/628

SELENE

11,5x45 cm

5"×18"

56

ANTRACITE ANTHRACITE



(A)

0000/776



(B)

0000/778

BRONZE BRONZE



(A)

0000/775



(B)

0000/777

CIRCE

1x45 cm 3/8"×18"

51

AÇO STEEL

0450/544

CIRCE

M 25x45 cm

61

ALTEIA

3x45 cm 1 1/8"×18"

12

ILICIA

3,5x45 cm 1 3/8"×18"

94

ANTRACITE ANTHRACITE
0450/548

BRONZE BRONZE 0450/547




GRÉS VIDRADO GLAZED FLOOR TILE
 GRÈS ÉMAILLÉ \ GLASIERTES STEINZEUG



33x33 cm 13"×13"

8 mm 0,315 in 65

CINZA GREY	8260
ANTRACITE ANTHRACITE	8262
PÉROLA PEARL	8261
BRONZE BRONZE	8263



8260 5 8263 3
 8261 5
 8262 3



Revestimento \ Wall Tile:

BRANCO WHITE | 15 x 15 cm | 0004

BORDEAUX BORDEAUX | 15 x 15 cm | 0052

Pavimento \ Floor Tile:


IMAGINE VINTAGE | SEPIA | 24,5 x 99 cm | 8773



POMBALINO

POMBALINO

AZULEJO DE PASTA BRANCA BICOZEDURA
 DOUBLE FIRED WHITE BODY WALL TILE
 FAÏENCE EN PÂTE BLANCHE BI-CUISSON
 WEISS-SCHERBIGE ZWEIBRAND STEINGUTFLIESEN




15x15 cm 6"×6"

7 mm 0,276 in

BRANCO WHITE	0004	62
AZUL COBALTO COBALT BLUE	0005	72
VERDE GARRAFA BOTTLE GREEN	0007	72
OCRE OCHRE	0008	72
BORDEAUX BORDEAUX	0052	72

BRANCO
WHITE



AZUL COBALTO
COBALT BLUE



OCRE
OCHRE




VERDE GARRAFA
BOTTLE GREEN



BORDEAUX
BORDEAUX



AZUL COBALTO
COBALT BLUE



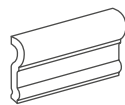
ROSSIO
0004/002 28

CHIADO
0004/003 28

AUGUSTA
0004/004 28

CARMO
0004/005 28

MEIA CANA
QUARTER ROUND



7,5x15 cm 3"×6"

7 mm 0,276 in 19

SIGARO
SIGARO



2,5x15 cm 1"×6"

7 mm 0,276 in 19

AZUL COBALTO COBALT BLUE	0450/202	0450/027
VERDE GARRAFA BOTTLE GREEN	0450/203	0450/029
OCRE OCHRE	0450/204	0450/028
BORDEAUX BORDEAUX	0450/205	0450/034





OCRE OCHRE | 15×15 cm | 0008
BRANCO WHITE | 15×15 cm | 0004



Revestimento \ Wall Tile:
BRANCO WHITE | 15×15 cm | 0004
AZUL COBALTO COBALT BLUE | ROSSIO · CHIADO · AUGUSTA · CARMO | 15×15 cm
AZUL COBALTO COBALT BLUE | 15×15 cm | 0005

Pavimento \ Floor Tile:
 IMAGINE | **WENGUÉ** | 16×99 cm | 8720

BRANCOS

COLEÇÃO COLLECTION

Revestimento \ Wall Tile:

BRANCO WHITE | WAVE | M 25×75 cm | 6000/400

BRANCO BRILHANTE WHITE GLOSSY | M 25×75 cm | 6000

Pavimento \ Floor Tile:

IMAGINE SOUL | **SÉSAMO** SESAME | 24,5×99 · 16×99 | 9104



BRANCOS

AZULEJO DE PASTA BRANCA BICOZEDURA
 DOUBLE FIRED WHITE BODY WALL TILE
 FAÏENCE EN PÂTE BLANCHE BI-CUISSON
 WEISS-SCHERBIGE ZWEIBRAND STEINGUTFLIESEN



32x75 cm 13"x30"

± 11 mm 0,433 in 121



16x75 cm 6"x30"

± 11 mm 0,433 in 127



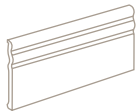
29x59 cm 11"x23"

± 9 mm 0,354 in 96



BRANCO WHITE	7000	7001	7000	7001	15000	15001
PÉROLA PEARL	7002	7003	7002	7003	-	-

RODAPÉ
SKIRTING



12x32 cm 5"x13"

± 10,5 mm 0,413 in 64

ÂNGULO RODAPÉ
SKIRTING ANGLE




2x12 cm 3/4"x5"

± 10,5 mm 0,413 in 44

BRANCO WHITE	0450/818	0450/815	0450/040	0450/181
PÉROLA PEARL	0450/834	0450/814	0450/056	0450/182

RODAPÉ
SKIRTING



12x32 cm 5"x10"

± 10,5 mm 0,413 in

ÂNGULO RODAPÉ
SKIRTING ANGLE



2x12 cm 3/4"x5"

± 10,5 mm 0,413 in

BRANCO - PRATA WHITE - SILVER	7000/013 116	7000/014 76
PÉROLA - PRATA PEARL - SILVER	7002/013 126	7002/014 81

SIGARO
SIGARO



2,5x32 cm 1"x13"

± 10,5 mm 0,413 in 34

ÂNGULO SIGARO
SIGARO ANGLE



2x2,5 cm 3/4"x1"

± 10,5 mm 0,413 in 44

BRANCO WHITE	0450/074	0450/187	0450/057	0450/183
PÉROLA PEARL	0450/091	0450/188	0450/073	0450/184

V-CAP
V-CAP



7,5x32 cm 3"x13"

± 10,5 mm 0,413 in 40

ÂNGULO V-CAP
V-CAP ANGLE




2x7,5 cm 3/4"x3"

± 10,5 mm 0,413 in 33

BRANCO WHITE	0450/074	0450/187	0450/057	0450/183	7000/020	7001/020
PÉROLA PEARL	0450/091	0450/188	0450/073	0450/184	7002/020	7003/020
					7000/031	7001/031
					7002/031	7003/031

Decorados 3º fogo
3rd fire decors

EDEN
32×75 cm 108



WALLPAPER
32×75 cm 134



KASHMIR
32×75 cm 154



BRANCO WHITE	7000/010	7001/010	7097	7000/011
PÉROLA PEARL	7002/010	7003/010	7098	7002/011

LISTEL BORDER

2×75 cm 3/4"×30"

10,5 mm 0,413 in 82

2×32 cm 3/4"×13"

10,5 mm 0,413 in 56

AÇO STEEL	0450/353	0450/352	0450/354	-



PÉROLA PEARL | Brilhante \ Glossy | 32×75 cm | 7002
PÉROLA PEARL | Brilhante \ Glossy | EDEN | 32×75 cm | 7002/010

BRANCOS

AZULEJO DE PASTA BRANCA BICOZEDURA
 DOUBLE FIRED WHITE BODY WALL TILE
 FAÏENCE EN PÂTE BLANCHE BI-CUISSON
 WEISS-SCHERBIGE ZWEIBRAND STEINGUTFLIESEN



M 25x75 cm 10" x 30"

9mm 0,354 in 77



M 25x55 cm 10" x 22"


8 mm 0,315 in 68



M 25x45 cm 10" x 18"

8 mm 0,315 in 64

BRANCO WHITE	6000	6001		4000	4001		3001	3000
PÉROLA PEARL	-	-		4002	4003		3002	-



M 30x60 cm 12" x 24"

9mm 0,354 in 82



M 20x20 cm 8" x 8"

7,5 mm 0,295 in 56

DIAMOND

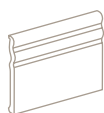


7,5x25 cm 3" x 10"

9mm 0,354 in 137

BRANCO WHITE	15000	15001		2200	2300		2500

SONORA
RODAPÉ
SKIRTING



12x25 cm 5" x 10"

8,5 mm 0,335 in 64

SONORA
RODAPÉ
BULLNOSE



7,5x25 cm 3" x 10"

8 mm 0,315 in 14

SONORA
QUARTER ROUND
QUARTER ROUND



3x25 cm 1 1/8" x 10"

8 mm 0,315 in 34

SONORA
ÂNGULO QUARTER ROUND
QUARTER ROUND ANGLE



3x3 cm 1 1/8" x 1 1/8"

8 mm 0,315 in 44

BRANCO WHITE	6000/011	6000/070	6000/080	6000/090
---------------------	----------	----------	----------	----------



ONDA

M 25×75 cm **77**
M 25×55 cm **68**



BRANCO WHITE M 25×75 cm · 6002
M 25×55 cm · 4097

WAVE


M 25×75 cm **77**
M 25×55 cm **68**



BRANCO WHITE 6000/400

MOSAICO 121

MOSAIC 121
33×33 cm 13"×13"
8 mm 0,315 in **106**




6002/221

Cortado a partir da estrutura 'Onda'
Cut from 'Onda' structured tile

RAZOR


M 25×75 cm **77**



BRANCO WHITE 6000/300

WADI


M 25×55 cm **68**



BRANCO WHITE 6000/200

DUNE

M 25×45 cm **64**



BRANCO WHITE 3003
PÉROLA PEARL 3004

GRID


M 30×60 cm **88**



Brilhante Glossy 15009
 Mate Matt 15010

ROYAL

M 25×75 cm **77**



BRANCO WHITE 6000/800

AÇO STEEL

2×55 cm 3/4"×22"

8 mm 0,315 in

SATINADO \ SATIN

0450/759 **68** 0450/760 **71**

COBRE COPPER

2×55 cm 3/4"×22"

8 mm 0,315 in

SATINADO \ SATIN

0450/761 **83** 0450/769 **84**

AVEIRO

10×20 cm 4"×8"

7,5 mm 0,295 in **18**



AZUL BLUE
0000/621



AZUL - AMARELO
BLUE - YELLOW
0000/622

LUXURY
RODAPÉ
SKIRTING



12×25 cm 5"×10"

8,5 mm 0,335 in **64**



METAL 6000/013

LUXURY
ÂNGULO RODAPÉ
SKIRTING ANGLE



2×12 cm 3/4"×5"

10,5 mm 0,413 in **44**



6000/048

LUXURY
SIGARO
SIGARO



2,5×25 cm 3/4"×1"

10,5 mm 0,413 in **34**



6000/015

LUXURY
ÂNGULO SIGARO
SIGARO ANGLE



2×2,5 cm 3/4"×1"

10,5 mm 0,413 in **56**



7000/016

LUXURY
GREGA

10×25 cm 4"×10"


8 mm 0,315 in **28**



BRANCO - PRETO
WHITE - BLACK
0000/647

BRANCOS

PORCELANATO VIDRADO
 GLAZED PORCELAIN STONEWARE
 GRÈS CÉRAME ÉMAILLÉ
 FEINSTEINZEUG GLASIERT



49×99 cm 19"×39"

↓ ↑ **11 mm** 0,433 in **131**

BRANCO WHITE

9000

RODAPÉ
 BULLNOSE



8×49 ROD cm 3¹/₈"×19" ROD

↓ ↑ **11 mm** 0,433 in **24**

9000

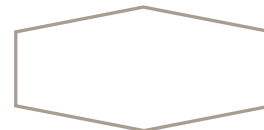


M50×50 cm 20"×20"

↓ ↑ **9,7 mm** 0,382 in **83**

BRANCO WHITE


5500



24×49 HEX cm 9"×19"

↓ ↑ **8,5 mm** 0,335 in **117**

5500



BRANCO WHITE | 49×99 cm | 9000

GRÉS VIDRADO

GLAZED FLOOR TILES
GRÈS ÉMAILLÉ
GLASIERTES STEINZEUG



8020 [5] 5500 [5]
8025 [5]

NAT



M60×60 cm 24"×24"

↓ ↑ 10 mm 0,39 in 106



33×33 cm 13"×13"

↓ ↑ 8 mm 0,315 in 59



32×32 cm 13"×13"

↓ ↑ 8 mm 0,315 in 116



M30×30 cm 12"×12"

↓ ↑ 7 mm 0,276 in 56

BRANCO WHITE acetinado satin finish	5500	5500	-	5500
BRANCO WHITE mate matt	-	8020	8020	-
PÉROLA PEARL mate matt	-	8025	8025	-

RODAPÉ BULLNOSE



8×60 ROD cm 3 1/8"×24" ROD

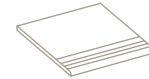
↓ ↑ 10 mm 0,39 in 26



8×33 ROD cm 3 1/8"×13" ROD

↓ ↑ 8 mm 0,315 in 8

ESCADA STEP TREAD



33×33 ESC cm 13"×13" ESC


↓ ↑ 8 mm 0,315 in 34

BRANCO WHITE	5500	5500	5500
---------------------	------	------	------



BRANCO WHITE | 49×99 cm | 9000





INFORMAÇÃO
TÉCNICA
TECHNICAL
DATA



Revestimento
Wall Tiles



Pavimento
Floor Tiles



Brilhante
Glossy



Mate
Matt

ACABAMENTO DA ARESTA
EDGE FINISHING



Retificado
Rectified

OUTROS
OTHER



Dureza
Hardness



Ingelivo
Frost Resistant



Resistência à abrasão superficial
Resistance to surface abrasion

Menos resistente 1 2 3 4 5 Mais resistente
Less resistant Most resistant

ACABAMENTO DA SUPERFÍCIE
SURFACE FINISHING



Natural
Natural



Antiderrapante
Slip-resistant



Lapado
Semi-polished



Polido
Polished

ADAMASTOR	49 x 99 x 1,1 L
	49 x 49 x 0,97 L
	49 x 99 x 1,1 L
BALANCE	24,5 x 99 x 1,1 L
	16 x 99 x 1,1 L
	49 x 49 x 0,97 L
COTTO D'ALCOBAÇA	33 x 33 x 0,8 L
	49 x 99 x 1,1 L
	24,5 x 99 x 1,1 L
STONE CUT	16 x 99 x 1,1 L
	49 x 49 x 0,97 L

BASTILLE	48 x 48 x 0,97 P
LUXURY	48 x 98 x 1,1 P
SAN CARLO	48 x 48 x 0,97 P
S. LUCIA	48 x 48 x 0,97 P



Amaciado
Honed

STORY OF STONE	49 x 99 x 1,1 A
	24,5 x 99 x 1,1 A
	49 x 49 x 1,1 A
	24,5 x 49 x 1,1 A
	12,2 x 49 x 1,1 A

VARIAÇÃO NA TONALIZAÇÃO DA COR
COLOR SHADE VARIATION

DIFFÉRENCE DE TONALITÉ
FARBUNSTIMMIGKEIT

ANSI A137.1-2012



Fraca Variação
Low Variation

V1



Variação Ligeira
Slight Variation

V2



Variação Moderada
Moderate Variation

V3



Forte Destonização
Substantial Variation

V4

O símbolo classifica a variação da tonalização da cor das peças cerâmicas de uma série.

This symbol classifies the chromatic shade variation among pieces of tile in one range.

Parmi les symboles nous indiquons le degré de variation chromatique entre les carreaux contenus dans chaque série.

Mit den Abkürzungen will man den Farbabweichungsgrad jeder Fliese einer Serie Klassifizieren.

RECOMENDAÇÕES PARA ASSENTAMENTO

Para obter melhores resultados das características do produto, a CINCA recomenda antes do assentamento a mistura das peças de várias caixas.

LAYING RECOMMENDATIONS

CINCA recommends blending different pieces from different cartons before installation, in order to maximize the aesthetic beauty of the product line.

RECOMMANDATION POUR LA POSE

Afin de tirer profit au mieux des caractéristiques techniques du produit, CINCA recommande de mélanger les pièces de différentes boîtes.

HINWEISE ZUR VERLEGUNG

Um die besten Resultate mit unserem Produkt erzielen zu können, schlägt CINCA vor, Fliesen von verschiedenen Kartons vor der Verlegung zu mischen.




ANTIDERRAPÂNCIA "CALÇADO"

SLIP RESISTANCE "WITH FOOTWEAR"

Ângulo de Inclinação Slope Angle	Classe Class (DIN 51130)	
de 6° a 10° from 6° to 10°	 R9	Baixo atrito Low friction
acima de 10° até 19° more than 10° to 19°	 R10	Atrito normal Normal friction
acima de 19° até 27° more than 19° to 27°	 R11	Atrito Melhorado Improved friction
acima de 27° até 35° more than 27° to 35°	 R12	Alto atrito High friction
acima de 35° more than 35°	 R13	Muito alto atrito Very high friction

ANTIDERRAPÂNCIA "PÉ DESCALÇO"

SLIP RESISTANCE "BAREFOOT"

Ângulo de Inclinação Slope Angle	Classe Class (DIN 51097)	
≥ 12°	 A	Atrito normal Normal friction
≥ 18°	 B	Atrito Melhorado Improved friction
≥ 24°	 C	Alto atrito High friction

Os pavimentos cerâmicos que estão dotados de características antiderrapantes contribuem de forma eficaz e ativa para a segurança dos utilizadores. Estes produtos apresentam especificações particulares, das quais se destaca a resistência ao escorregamento. Com ampla divulgação na indústria cerâmica, as normas alemãs que permitem determinar o coeficiente de escorregamento subdividem os testes em dois grupos distintos: o escorregamento calçado, aplicável em zonas em que os utilizadores circulam normalmente calçados, e o escorregamento "pé descalço", aplicável a zonas em que os utilizadores circulam descalços, como piscinas, balneários, etc.

Os testes são conduzidos com recurso a equipamento especial e a uma pessoa que simula a circulação sobre o pavimento (ora calçado ora descalço, consoante o teste que se pretende levar a cabo), num plano inclinado que gradualmente vai aumentando o seu ângulo de inclinação. O ângulo máximo atingido antes do desequilíbrio determina o grupo de antiderrapância que permite classificar os produtos.

ANTIDERRAPÂNCIA "CALÇADO" > R10

SLIP RESISTANCE "WITH FOOTWEAR" > R11

Série \ Series	Formato \ Size (cm)		Formato \ Size (inches)		DIN 51130	DIN 51097
		Espessura Thickness		Thickness		
PORCELÂNICO PLENA MASSA DECORADO FULL BODY PORCELAIN TILES DECORATED GRÈS CÉRAME EN PLEINE MASSE DÉCORE \ DURCHGEFÄRBTES DEKORIERTES FEINSTEINZEUG						
ADAMASTOR	49×99AD	1,1	19"×39" AD	0,433	R12	C
AUTHENTIC CONCRETE	49×99AD	1,1	19"×39" AD	0,433	R11	A
	24,5×99AD	1,1	10"×39" AD	0,433		
	49×49AD	0,97	19"×19" AD	0,382		
	M50×50AD	0,97	20"×20" AD	0,382		
BALANCE	49×99AD	1,1	19"×39" AD	0,433	R11	B
	24,5×99AD	1,1	9"×39" AD	0,433		
	16×99AD	1,1	6"×39" AD	0,433		
	49×49AD	0,97	19"×19" AD	0,382		
	M50×50AD	0,97	20"×20" AD	0,382		
FACTORY	M50×50AD	0,97	20"×20" AD	0,382	R11	A
IMAGINE	16×99AD	1,1	6"×39" AD	0,433	R11	A
IMAGINE SOUL	24,5×99AD	1,1	9"×39" AD	0,433	R11	A
	16×99AD	1,1	6"×39" AD	0,433		
IMAGINE VINTAGE	24,5×99AD	1,1	9"×39" AD	0,433	R11	A
	16×99AD	1,1	6"×39" AD	0,433		
STONE CUT	49×99AD	1,1	19"×39" AD	0,433	R11	A
	24,5×99AD	1,1	9"×39" AD	0,433		
	16×99AD	1,1	6"×39" AD	0,433		
	49×49AD	1,1	19"×19" AD	0,433		
	M50×50AD	0,97	20"×20" AD	0,382		
PORCELANATO VIDRADO GLAZED PORCELAIN STONEWARE GRÈS CÉRAME ÉMAILLÉ \ FEINSTEINZEUG GLASIERT						
ASSOUAN STONE	M50×50	0,97	20"×20"	0,382	R11	C
COTTO D'ALCOBAÇA	33×33AD	0,8	13"×13" AD	0,315	R12	C
HIGHLANDER	49×99	1,1	19"×39"	0,433	R11	C
	49×49	0,97	19"×19"	0,382		
	M50×50	0,97	20"×20"	0,382		

Ceramic floor tiles developed with slip resistant characteristics contribute actively to the safety of the users. Amongst the many particular specifications of these products, the slip resistance are notable. Well known in the Ceramic Industry, the German standards, which help determine the slip resistance coefficient, divide the tests into two groups. In the first group, the tests are executed simulating the use of footwear. In the second group, the tests are run simulating barefoot traffic in areas such as swimming pools, shower areas etc.

Special equipment is used to perform the tests and a person will simulate walking (with or without footwear, dependant on the test) on a sloping tiled surface. The slope angle is subject to a gradual increase. The highest slope angle achieved before slipping determines the slipresistance classification.

APLICAÇÃO E MANUTENÇÃO DOS DECORADOS

APPLICATION ET ENTRETIEN DES PIÈCES DÉCORÉES



Os ladrilhos decorados da CINCA resultam de processos de decoração especiais, recorrendo a vidrados que apresentam sedutores efeitos visuais. Como peças especiais que são, requerem uma manipulação cuidadosa que preserve a sua beleza. Para a sua colocação recomendamos que as peças sejam manipuladas com cuidado, para evitar riscos, e que estejam secas e limpas. A superfície dos produtos decorados deve ser protegida durante a aplicação, evitando ao máximo o seu contato com argamassas de assentamento e/ou rejuntamento. Os eventuais excedentes de materiais de colocação devem ser imediatamente limpos, evitando-se que endureçam e colem à superfície das peças. Para limpar os excedentes de materiais de colocação deve apenas ser usada uma esponja limpa e água em abundância sendo totalmente vedada a utilização de agentes de limpeza abrasivos ou contendo ácidos.

Para a manutenção corrente dos materiais deve-se evitar o uso de detergentes enérgicos e/ou produtos ou utensílios de limpeza abrasivos pois podem causar danos irreversíveis nas peças. A limpeza deve ser assegurada apenas com recurso a água e sabão neutro.

Estes produtos podem apresentar normais diferenças de tonalidade decorrentes desta técnica de fabrico.

Les carreaux de faïence décorés CINCA, sont le résultat d'un procédé de décoration spécial, recourant à des émaux ou autres matières aux effets visuels précieux et uniques. C'est donc comme pièces « précieuses » qu'ils doivent être manipulés avec soin afin de conserver leur beauté et originalité. Pour une bonne et correcte application et pour éviter toutes rayures, nous recommandons une manipulation délicate, les pièces devant être séchées et nettoyées au préalable. La surface des pièces décorées doit être protégée durant l'application, évitant au maximum son contact avec le ciment colle et/ou le joint. Les éventuels excédents de matière doivent être immédiatement nettoyés afin d'éviter qu'ils ne sèchent et qu'ils ne collent sur la surface des pièces. Pour nettoyer ces excédents, utiliser uniquement une éponge propre bien imbibée d'eau. Il est formellement interdit d'utiliser tout produit de nettoyage abrasif ou contenant des acides.

Pour le nettoyage courant, il faut éviter tout détergent énergique et/ou produit ou ustensile de nettoyage abrasifs, au risque de causer des dommages irréversibles sur les pièces. Le nettoyage doit être fait uniquement à l'aide d'eau et de savon neutre.

Ces pièces peuvent aussi présenter des différences normales de tonalité, dérivées justement de cette technique spéciale de fabrication.

APPLICATION AND MAINTENANCE OF DECORATIVE PIECES

VERLEGE-UND PFLEGEANWEISUNG FÜR DIE DEKORE



Decorative tiles produced by CINCA are the result of special decorative processes and techniques along with the use of glazes that offer seductive visual effects. Handling of these pieces requires careful manipulation in order to preserve its beauty. For application, we recommend pieces are handled with care to avoid scratches or breakage. It is also recommended you ensure pieces are clean and dry before application. We also recommend protection of the surface to avoid contact with glue or mortar during the application process. Any excess glue or mortar in contact with the surface should be cleaned immediately to avoid hardening or gluing. Excess glue or mortar should be removed using a clean sponge with abundant water. The use of abrasive cleaning agents or those containing acid is strictly forbidden.

For cleaning and maintenance purposes avoid using energetic detergents and abrasive utensils as these may cause irreversible damage to the decorative pieces. Only the use of clean water and neutral soap is recommended.

These products may show shading variations as a consequence of the production processes and techniques used during manufacturing.

CINCA's Dekorfliesen sind Erzeugnisse aus speziellen Dekorationsverfahren, mit Glasuren die verführerische visuelle Effekte vorweisen. Diese besonderen Fliesen sollten behutsam behandelt werden, damit sie ihre Schönheit bewahren. Bei der Verlegung dieser Fliesen empfehlen wir eine sorgsame Behandlung damit Kratzer vermieden werden, auch sollten die Fliesen trocken und sauber sein. Die dekorierte Oberfläche der Produkte sollte während der Verlegung geschützt werden, um so den Kontakt mit dem Zementmörtel und / oder Fugenmaterial zu vermeiden. Etwaige Überschüsse dieser Materialien sollten sofort von den Fliesen vorsichtig entfernt werden, um das Verhärten an der Oberfläche der Fliesen zu vermeiden. Für die Reinigung bitte ausschliesslich einen sauberen Schwamm und viel Wasser verwenden. Reinigungsmittel die Säuren enthalten oder Scheuermittel dürfen nicht verwendet werden.

Für die alltägliche Säuberung und Pflege dieser Fliesen, vermeiden Sie bitte scharfe Reinigungsmittel und/oder scheuernde Reinigungsutensilien, da diese irreversible Schäden an den Fliesen verursachen können.

Die Reinigung sollte nur mit Seife und Wasser erfolgen.

Diese Erzeugnisse können normale Brandfarbenunterschiede aufweisen, auf Grund dieser Produktionstechnik.

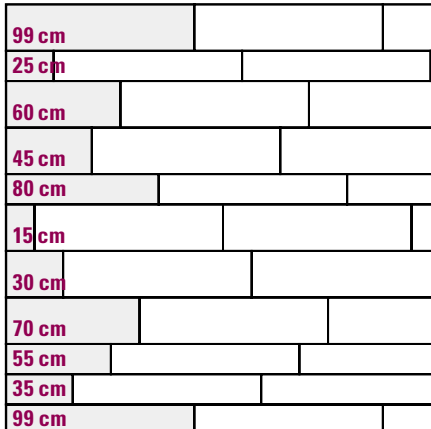
SUGESTÕES DE APLICAÇÃO

LAYING SUGGESTIONS

APLICAÇÃO EM CONTRAFIADO

BRICKBONG EFFECT

24,5×99 · 16×99 cm Retificado
 10"×39" · 6"×39" Rectified
 246×987 · 160×987 mm 19^{11/16}"×38^{7/8}" · 6^{5/16}"×38^{7/8}"



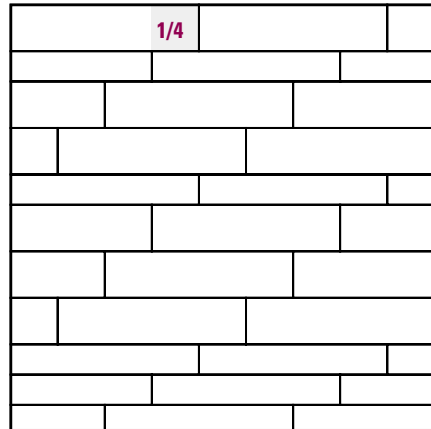
Junta 1 mm 1 mm between tiles

Formato	Size	area %
24,5×99 cm	10"×39"	66%
16×99 cm	6"×39"	34%

APLICAÇÃO EM CONTRAFIADO (1/4)

BRICKBONG EFFECT (1/4)

24,5×99 · 16×99 cm Retificado
 10"×39" · 6"×39" Rectified
 246×987 · 160×987 mm 19^{11/16}"×38^{7/8}" · 6^{5/16}"×38^{7/8}"



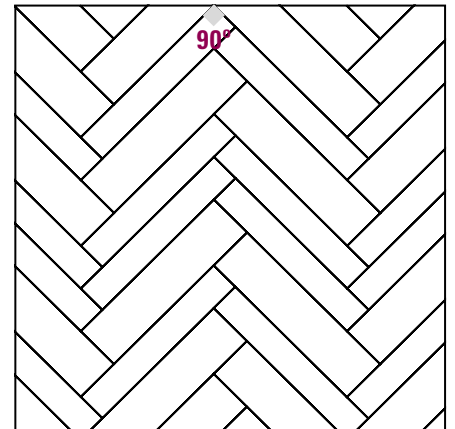
Junta 1 mm 1 mm between tiles

Formato	Size	area %
24,5×99 cm	10"×39"	66%
16×99 cm	6"×39"	34%

APLICAÇÃO EM ESPINHA

HERRINGBONE EFFECT

24,5×99 · 16×99 cm Retificado
 10"×39" · 6"×39" Rectified
 246×987 · 160×987 mm 19^{11/16}"×38^{7/8}" · 6^{5/16}"×38^{7/8}"



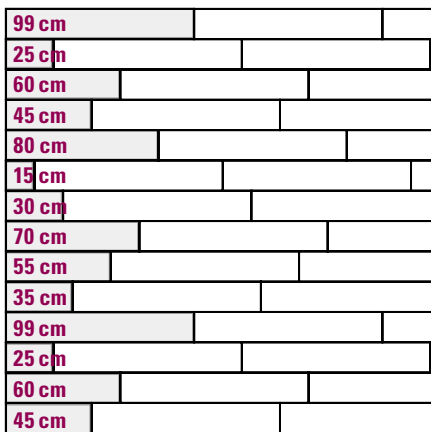
Junta 1 mm 1 mm between tiles

Formato	Size	area %
24,5×99 cm	10"×39"	60%
16×99 cm	6"×39"	40%

APLICAÇÃO EM CONTRAFIADO

BRICKBONG EFFECT

16×99 cm Retificado 6"×39" Rectified
 160×987 mm 6^{5/16}"×38^{7/8}"



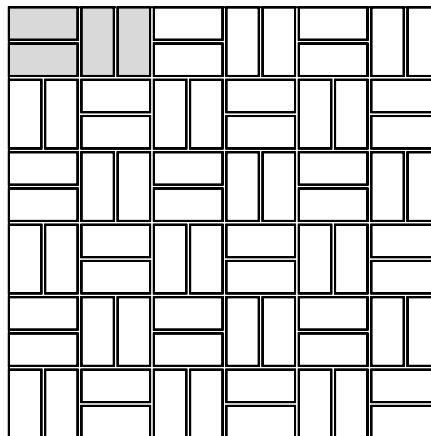
Junta 1 mm 1 mm between tiles

Formato	Size	area %
16×99 cm	6"×39"	100%

APLICAÇÃO COTTO

COTTO LAYING

16×33 cm 6"×13"



Junta 3 mm 3 mm between tiles

Formato	Size	area %
16×33 cm	6"×13"	100%

**MAIS DE 25 FORMATOS...
CENTENAS DE APLICAÇÕES!**

**MORE THAN 25 FORMATS...
HUNDREDS LAYOUTS!**

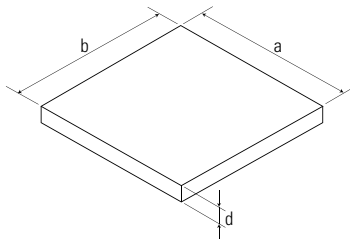
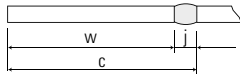
TABELA DIMENSIONAL

DIMENSION CHART

GRUPO GROUP EN 14411:2012																		
Características Characteristics			Grupo Bla Group Bla (Anexo G) Porcelânico Plena Massa, Decorado Full Body Porcelain Tiles, Decorated Porcelanato Vidrado Glazed Porcelain Stoneware					Grupo Blb Group Blb (Anexo H) Grés Vidrado Glazed Floor Tiles					Grupo Blll Group Blll (Anexo K) Faiança Vidrada Glazed Wall Tiles					
Dimensão Nominal (N) \ Nominal Size (N)			7cm ≤ N < 15 cm		N ≥ 15 cm		Retificados Rectified	7cm ≤ N < 15 cm		N ≥ 15 cm		Retificados Rectified	7cm ≤ N < 15 cm		N ≥ 15 cm		Retificados Rectified	
Dimensão de Fabrico (W) Work Size (W)	Desvio da Dimensão Nominal (N) Deviation From Nominal Size (N)	Max.	Modular ⁽¹⁾ Modular ⁽¹⁾	2 - 5 mm		2 - 5 mm		≈ 0,0%	2 - 5 mm		2 - 5 mm		≈ 0,0%	2 - 5 mm		2 - 5 mm		≈ 0,0%
			Não-Modular ⁽²⁾ Non-Modular ⁽²⁾	± 2% (Max. 5 mm)		± 2% (Max. 5 mm)			± 2% (Max. 5 mm)		± 2% (Max. 5 mm)			± 2% (Max. 5 mm)		± 2% (Max. 5 mm)		
Norma \ Standard			EN	CINCA	EN	CINCA	CINCA	EN	CINCA	EN	CINCA	CINCA	EN	CINCA	EN	CINCA	CINCA	
Dimensão Real Actual Size	Desvio da Dimensão de Fabrico (W) Deviation From Work Size (W)	Max. Min.	%	-	-	± 0,6%	± 0,3%	≈ 0,0%	-	-	± 0,6%	± 0,3%	≈ 0,0%	-	-	± 0,5%	± 0,3%	≈ 0,0%
			mm	± 0,9	± 0,5	± 2,0	± 0,5	-	± 0,9	± 0,5	± 2,0	± 0,5	-	± 0,75	± 0,50	± 2,0%	± 0,5	-
Desvio da Média da Amostra Deviation From Sample Average		Max. Min.	%	-	-	-	-	≈ 0,0%	-	-	-	-	≈ 0,0%	-	-	-	-	≈ 0,0%
			mm	± 0,5	± 0,5	± 0,5	± 0,5	± 0,5	± 0,5	± 0,5	± 0,5	± 0,5	± 0,5	± 0,5	± 0,5	± 0,5	± 0,5	± 0,5
Espessura Thickness		Max. Min.	%	-	-	± 5%	± 5%	± 5%	-	-	± 5%	± 5%	± 5%	-	-	± 10%	± 5%	± 5%
			mm	± 0,5	± 0,5	± 0,5	± 0,5	± 0,5	± 0,5	± 0,5	± 0,5	± 0,5	± 0,5	± 0,5	± 0,5	± 0,5	± 0,5	± 0,5
Retilinearidade das Arestas Straightness of Sides		Max. Min.	%	-	-	± 0,5%	± 0,25%	≈ 0,0%	-	-	± 0,5%	± 0,25%	≈ 0,0%	-	-	± 0,3%	± 0,15%	≈ 0,0%
			mm	± 0,75	± 0,38	± 1,5%	± 0,75	-	± 0,75	± 0,38	± 1,5%	± 0,75	-	± 0,5	± 0,25	± 1,5	± 0,75	-
Angularidade Rectangularity		Max. Min.	%	-	-	± 0,5%	± 0,25%	≈ 0,0%	-	-	± 0,5%	± 0,25%	≈ 0,0%	-	-	± 0,5%	± 0,25%	≈ 0,0%
			mm	± 0,75	± 0,38	± 2,0	± 1,0	-	± 0,75	± 0,38	± 2,0	± 1,0	-	± 0,75	± 0,38	± 2,0	± 1,0	-
Planaridade da Superfície Surface Flatness	Curvatura Central (Diagonal) Center Curvature (Diagonal)	Max.	%	-	-	+ 0,5%	+ 0,25%	+ 0,25%	-	-	+ 0,5%	+ 0,25%	+ 0,25%	-	-	+ 0,5%	+ 0,25%	+ 0,25%
			mm	± 0,75	+ 0,38	+ 2,0	+ 1,0	+ 1,0	+ 0,75	+ 0,38	+ 2,0	+ 1,0	+ 1,0	+ 0,75	+ 0,38	+ 2,0	+ 1,0	+ 1,0
		Min.	%	-	-	- 0,5%	- 0,25%	- 0,25%	-	-	- 0,5%	- 0,25%	- 0,25%	-	-	- 0,3%	- 0,15%	- 0,15%
			mm	- 0,75	- 0,38	- 2,0	- 1,0	- 1,0	- 0,75	- 0,38	- 2,0	- 1,0	- 1,0	- 0,50	- 0,25	- 1,5	- 0,8	- 0,8
	Curvatura Lateral da Aresta Edge Curvature	Max.	%	-	-	+ 0,5%	+ 0,25%	+ 0,25%	-	-	+ 0,5%	+ 0,25%	+ 0,25%	-	-	+ 0,5%	+ 0,25%	+ 0,25%
			mm	+ 0,75	+ 0,38	+ 2,0	+ 1,0	+ 1,0	+ 0,75	+ 0,38	+ 2,0	+ 1,0	+ 1,0	+ 0,75	+ 0,38	+ 2,0	+ 1,0	+ 1,0
		Min.	%	-	-	- 0,5%	- 0,25%	- 0,25%	-	-	- 0,5%	- 0,25%	- 0,25%	-	-	- 0,3%	- 0,15%	- 0,15%
			mm	- 0,75	- 0,38	- 2,0	- 1,0	- 1,0	- 0,75	- 0,38	- 2,0	- 1,0	- 1,0	- 0,50	- 0,25	- 1,2	- 0,6	- 0,6
Empeno na Diagonal Warpage (Diagonal)	Max. Min.	%	-	-	± 0,5%	± 0,25%	± 0,25%	-	-	± 0,5%	± 0,25%	± 0,25%	-	-	± 0,5%	± 0,25%	± 0,25%	
		mm	± 0,75	± 0,38	± 2,0	± 1,0	± 1,0	± 0,75	± 0,38	± 2,0	± 1,0	± 1,0	± 0,75	± 0,38	± 2,0	± 1,0	± 1,0	

⁽¹⁾ O desvio da Dimensão de Fabrico (W) da Dimensão Nominal (N) inclui uma junta de... \ Deviation of Work Size (W) from Nominal Size (N) includes a joint of...

⁽²⁾ A diferença entre a Dimensão de Fabrico (W) e a Dimensão Nominal (N) é menor que... \ Difference between Work Size (W) and Nominal Size (N) is less than...



Dimensão de Coordenação (C) = Dimensão de Fabrico (W) + Junta (J)
Dimensão de Fabrico (W) = Dimensão da face visível (a e b) e espessura (d)

Formatos Modulares e Não Modulares

Podem ser considerados formatos modulares aqueles cuja dimensão nominal (de designação) é múltipla ou submúltipla do módulo M (M = 100mm segundo a ISO 1006) e cuja superfície é igual ou superior a 9000mm².

Estes formatos são identificados por uma letra M antes da sua designação nominal (p.e.: M20x20cm). Nos formatos modulares, a dimensão nominal inclui a junta, conforme as observações seguintes. Todos os restantes formatos são considerados não modulares.

Coordinating size (C) = Work Size (W) + Joint (J)

Work size (W) = Dimension of the visible face (a and b) and thickness (d)

Modular and Non-modular Formats

Formats considered modular are those whose nominal dimensions are multiples or submultiples of M (according to the ISO 1006 standard, M = 100mm) and with a surface area equal or superior to 9000mm².

These formats are identified by a letter M before their nominal designation (e.g.: M20x20cm). In modular formats, the nominal size includes the joint, as described in the following remarks. All other formats are considered non-modular.

Dimension de Coordination (C) = Dimension de Fabrication (W) + Joint (J)
Dimension de Fabrication (W) = Dimension de la face visible (a e b) et épaisseur (d)

Formats Modulaires et Non Modulaires

Peuvent être considérés modulaires les formats dont la dimension nominale est multiple ou sous multiple du module M (M = 100mm selon la norme ISO 1006) et dont la surface est égale ou supérieure à 9000mm². Ces formats sont identifiés pour la lettre M avant sa désignation nominale (ex: M20x20cm). Dans les formats modulaires, la dimension nominale inclut le joint, selon les observations suivantes. Tous les autres formats sont considérés non modulaires.

Koordinationsmass (C) = Produktionsmass (W) + Fuge (J)
Produktionsmass (W) = Grösse der Sichtfläche (a und b) und Stärke (d)

Modulformate und Nicht-Modulformate

Formate gelten als modular wenn deren Nennmass ein Vielfaches oder Teiler des Moduls M (M = 100mm nach ISO 1006) und deren Oberfläche grösser oder gleich 9000mm² ist. Diese Formate werden mit dem Buchstaben M vor dem Format gekennzeichnet (z.B.: M20x20cm). Bei den Modul-Formaten, ist die Fuge bereits mitberücksichtigt, wie in den folgenden Anmerkungen beschrieben wird. Alle anderen Formate werden als nicht-modular betrachtet.







<p>Grupo BIa Group BIa (Anexo G) Porcelânico Plena Massa, Decorado Full Body Porcelain Tiles, Decorated Porcelanato Vidrado Glazed Porcelain Stoneware</p>	<p>Grupo BIb Group BIb (Anexo H) Grés Vidrado Glazed Floor Tile</p>	<p>Grupo BIII Group BIII (Anexo K) Faiança Vidrada Glazed Wall Tile</p>
<p>A dimensão nominal inclui uma largura de junta entre 2 e 5 mm. A dimensão de fabrico do produto situa-se pois entre 2 a 5mm abaixo da dimensão nominal de designação do produto (p.e. para um M20x20cm poderá ser 197x197mm). Para formatos não modulares a diferença da dimensão de fabrico para a dimensão nominal não pode ser superior a ± 2% ou máx. 5mm.</p>		
<p>Dada a grande retração (7 a 8%) que sofre o material durante o processo de cozedura, a dimensão de fabrico (igual a calibre) é determinada no processo, durante a fase de escolha, e impressa em cada embalagem, (p.e.: o M20x20cm pode ter calibres 196,197 ou 198mm).</p>	<p>--</p>	
<p>For modular formats, the nominal dimensions of the modular formats include a joint that varies from 2 to 5mm. The production size is therefore 2 to 5mm smaller than the nominal dimension of the format (e.g.: M20x20cm might be 197x197mm). For non-modular formats the difference between the production size and the nominal size cannot be higher than ± 2% or max. 5mm.</p>		
<p>Due to the high contraction (7 to 8%) of the material during the firing process, the production size (also designated as the caliber) is determined within the process, when the final selection is made. The size (caliber) is printed onto each box (e.g.: M20x20cm may have calibers of 196,197 or 198mm).</p>	<p>--</p>	
<p>Pour les formats modulaires, la dimension nominale inclut une largeur de joint entre 2 et 5mm. La dimension de fabrication du produit se situe donc entre 2 et 5mm en dessous (ex: pour un M20x20cm elle pourra être 197x197mm). Pour les formats non modulaires l'écart entre la dimension de fabrication et la dimension nominale ne peut être supérieure à ±2% ou max. 5mm</p>		
<p>Du fait de la grande rétraction (7 à 8%) dont souffre le matériel durant la cuisson, la dimension de fabrication (appelée aussi calibre) est déterminée pendant la phase de tri et imprimée sur chaque emballage (ex: le M20x20cm peut avoir les calibres 196,197 ou 198mm)</p>	<p>--</p>	
<p>Enthält das Nennmass der Modul-Formate eine Fugenbreite zwischen 2 und 5mm. Das Produktionsmass des Produktes ist somit zwischen 2 und 5mm kleiner als das Nennmass (z.B.: ein M20x20 kann 197x197mm sein). Für Formate die nicht modular sind darf der Unterschied zwischen dem Produktionsmass und dem Nennmass nicht grösser sein als ± 2% oder max. 5mm.</p>		
<p>Auf der anderen Seite wird, wegen der grossen Schrumpfung (7 bis 8%) das das Material während des Brennens erleidet, das Produktionsmass (= Kaliber) während dem Prozess, in der Sortierung ermittelt und auf jeden Karton gedruckt (z.B.: M20x20cm kann die Kaliber 196,197 oder 198mm ha ben).</p>	<p>--</p>	

TABELA DIMENSIONAL


DIMENSION CHART

Formato Size		Dimensão Nominal Nominal Size				Dimensão de Fabrico Production Size			
		Formatos Não Modulares Non-Modular Formats		Formatos Modulares Modular Formats		mm		in	
cm	in	cm	in	cm	in				
Grupo Bla Group Bla									
Porcelânico Plena Massa, Decorado Full Body Porcelain Tiles, Decorated - Obs.1									
49×99×1,1	19"×39"×7/16"	49×99×1,1	19"×39"×7/16"	-	-	493×987	11	19 ^{7/16} "×38 ^{7/8} "	0,433
24,5×99×1,1	10"×39"×7/16"	24,5×99×1,1	10"×39"×7/16"	-	-	246×987	11	9 ^{11/16} "×38 ^{7/8} "	0,433
16×99×1,1	6"×39"×7/16"	16×99×1,1	6"×39"×7/16"	-	-	160×987	11	6 ^{5/16} "×38 ^{7/8} "	0,433
49×49×1,1	19"×19"×7/16"	49×49×1,1	19"×19"×7/16"	-	-	493×493	11	19 ^{5/16} "×19 ^{5/16} "	0,433
49×49×0,97	19"×19"×3/8"	49×49×0,97	19"×19"×3/8"	-	-	493×493	9,7	19 ^{5/16} "×19 ^{5/16} "	0,382
24,5×49×1,1	10"×19"×7/16"	24,5×49×1,1	10"×19"×7/16"	-	-	246×493	11	9 ^{11/16} "×19 ^{7/16} "	0,433
12,2×49×1,1	5"×19"×7/16"	12,2×49×1,1	5"×19"×7/16"	-	-	122,5×493	9,7	4 ^{13/16} "×19 ^{7/16} "	0,382
12,2×49×0,97	5"×19"×3/8"	12,2×49×0,97	5"×19"×3/8"	-	-	122,5×493	11	4 ^{13/16} "×19 ^{7/16} "	0,433
24×49×0,85 HEX	9"×19"×5/16" HEX	24×49×0,85	9"×19"×5/16"	-	-	Obs.1		Obs.1	
M 50×50×0,97	20"×20"×3/8"	-	-	50×50×0,97	20"×20"×3/8"	Obs.1		Obs.1	
33×33×0,8	13"×13"×5/16"	33×33×0,8	13"×13"×5/16"	-	-	Obs.1		Obs.1	
Grupo Bla Group Bla									
Porcelanato Vidrado Glazed Porcelain Stoneware - Obs.1									
49×99×1,1	19"×39"×7/16"	49×99×1,1	19"×39"×7/16"	-	-	493×987	11	19 ^{7/16} "×38 ^{7/8} "	0,433
16×99×1,1	6"×39"×7/16"	16×99×1,1	6"×39"×7/16"	-	-	160×987	11	6 ^{5/16} "×38 ^{7/8} "	0,433
48×98×1,1	19"×39"×7/16"	48×98×1,1	19"×39"×7/16"	-	-	480×980	11	18 ^{7/8} "×38 ^{9/16} "	0,433
49×49×0,97	19"×19"×3/8"	49×49×0,97	19"×19"×3/8"	-	-	493×493	9,7	19 ^{5/16} "×19 ^{5/16} "	0,382
48×48×1,1	19"×19"×7/16"	48×48×1,1	19"×19"×7/16"	-	-	480×480	11	18 ^{7/8} "×18 ^{7/8} "	0,433
48×48×0,97	19"×19"×3/8"	48×48×0,97	19"×19"×3/8"	-	-	480×480	9,7	18 ^{7/8} "×18 ^{7/8} "	0,382
32×32×0,8	13"×13"×5/16"	32×32×0,8	13"×13"×5/16"	-	-	320×320	8	12 ^{5/8} "×12 ^{5/8} "	0,315
24×49×0,85 HEX	9"×19"×5/16" HEX	24×49×0,85	9"×19"×5/16"	-	-	Obs.1		Obs.1	
M60×60×1	24"×24"×3/8"	-	-	60×60×1	24"×24"×3/8"	Obs.1		Obs.1	
M30×60×1	12"×24"×3/8"	-	-	30×60×1	12"×24"×3/8"	Obs.1		Obs.1	
M 50×50×0,97	20"×20"×3/8"	-	-	50×50×0,97	20"×20"×3/8"	Obs.1		Obs.1	
33×33×0,8	13"×13"×5/16"	33×33×0,8	13"×13"×5/16"	-	-	Obs.1		Obs.1	
16×33×0,8	6"×13"×5/16"	16×33×0,8	6"×13"×5/16"	-	-	Obs.1		Obs.1	
M 10×30×0,8	4"×12"×5/16"	-	-	10×30×0,8	4"×12"×5/16"	Obs.1		Obs.1	
7,5×25×1	3"×10"×5/16"	7,5×25×1	3"×10"×5/16"	-	-	Obs.1		Obs.1	
Grupo B1b Group B1b									
Grés Vidrado Glazed Floor Tile - Obs.1									
M 45×45×0,8	18"×18"×5/16"	-	-	45×45×0,8	18"×18"×5/16"	Obs.1		Obs.1	
33×33×0,8	13"×13"×5/16"	33×33×0,8	13"×13"×5/16"	-	-	Obs.1		Obs.1	

 **Formatos Retificados** Rectified Formats

Formato Size		Dimensão Nominal Nominal Size				Dimensão de Fabrico Production Size			
		Formatos Não Modulares Non-Modular Formats		Formatos Modulares Modular Formats					
cm	in	cm	in	cm	in	mm	mm	in	mm
							Espeçura Thickness		Thickness
Grupo BIII Group BIII Faiança Vidrada Glazed Wall Tile									
32×75×1,1 	13"×30"×7/16" 	32×75×1,1	13"×30"×7/16"	-	-	320×750	11	12 ^{5/8} "×29 ^{1/2} "	0,433
16×75×1,1 	6"×30"×7/16" 	16×75×1,1	6"×30"×7/16"	-	-	160×750	11	6 ^{5/16} "×29 ^{1/2} "	0,433
29×59×0,9 	11"×23"×3/8" 	29×59×0,9	11"×23"×3/8"			290×590	9	11 ^{27/64} "×23 ^{15/64} "	0,354
M 25×75×0,9	10"×30"×3/8"	-	-	25×75×0,9	10"×30"×3/8"	247×747	9	9 ^{3/4} "×29 ^{7/16} "	0,354
M 25×55×0,8	10"×22"×5/16"	-	-	25×55×0,8	10"×22"×5/16"	247×547	8	9 ^{3/4} "×21 ^{9/16} "	0,315
M 25×45×0,8	10"×18"×5/16"	-	-	25×45×0,8	10"×18"×5/16"	247×447	8	9 ^{3/4} "×17 ^{5/8} "	0,315
M 30×60×0,9	12"×24"×3/8"	-	-	30×60×0,9	12"×24"×3/8"	297×597	9	11 ^{11/16} "×23 ^{1/2} "	0,354
M 20×20×0,75	8"×8"×5/16"	-	-	20×20×0,75	8"×8"×5/16"	197×197	7,5	7 ^{3/4} "×7 ^{3/4} "	0,295
M 10×20×0,75	4"×8"×5/16"	-	-	10×20×0,75	4"×8"×5/16"	97×197	7,5	3 ^{13/16} "×7 ^{3/4} "	0,295
7,5×25×0,9 ⁽¹⁾	3"×10"×3/8" ⁽¹⁾	7,5×25×0,9	3"×10"×3/8"	-	-	75×247	9	2 ^{15/16} "×9 ^{3/4} "	0,354
15×15×0,7	6"×6"×1/4"	15×15×0,7	6"×6"×1/4"	-	-	150×150	7	5 ^{7/8} "×5 ^{7/8} "	0,276

⁽¹⁾ Diamond

 **Formatos Retificados** Rectified Formats

Obs.1

<p>Grupo BIIa Group BIIa (Anexo G) Porcelânico Plena Massa, Decorado Full Body Porcelain Tiles, Decorated Porcelanato Vidrado Glazed Porcelain Stoneware</p>	<p>Grupo BIIb Group BIIb (Anexo H) Grés Vidrado Glazed Floor Tile</p>
<p>Dada a grande retracção (7 a 8%) que sofre o material durante o processo de cozedura, a dimensão de fabrico (igual a calibre) é determinada no processo, durante a fase de escolha, e impressa em cada embalagem. (p.e.: o M20×20cm pode ter calibres 196, 197 ou 198mm). Due to the high contraction (7 to 8%) of the material during the firing process, the production size (also designated as the caliber) is determined within the process, when the final selection is made. The size (caliber) is printed onto each box (e.g.: M20×20cm may have calibers of 196, 197 or 198mm).</p>	

CARACTERÍSTICAS TÉCNICAS POR TIPOLOGIA DE PRODUTO

Tipologia de Produto	Grupo EN 14411:2012	Norma	Dimensões & Qual. de Superfície		Propriedades Físicas											
			Dimensões	Qualidade de Superfície (1)	Absorção de Água (% em massa)	Resistência à Flexão (2)		Módulo de Ruptura		Abrasão (3)		Coeficiente de Dilatação Térmica Linear	Resistência ao Choque Térmico	Resistência à Fendilhagem (GL)	Resistência ao Gelo (4)	Escorregamento (3)
						Espessura	Média	Ind.	Resistência à Abrasão Profunda (UGL)	Resistência à Abrasão Superficial (GL)						
											≥ 7,5 mm					
G	Grupo B1a (Anexo G)	EN	Ver Tabela	> 95%	Eb ≤ 0,5%	> 1300 N	> 700 N	> 35 N/mm ²	> 32 N/mm ²	≤ 175 mm ³	Classe de Abrasão	Valor Declarado	Requerida	Requerida	Requerida	Valor Declarado
		CINCA	Ver Tabela	> 95%	Eb ≤ 0,2%	≥ 1430 N	≥ 770 N	≥ 38 N/mm ²	≥ 35 N/mm ²	≤ 155 mm ³	Ver Catálogo	6,0 - 7,0 x 10 ⁻⁶ °K ⁻¹	Conforme	Conforme	Conforme	Ver Catálogo
H	Grupo B1b (Anexo H)	EN	Ver Tabela	> 95%	0,5% < Eb ≤ 3,0%	> 1100 N	> 700 N	> 30 N/mm ²	> 27 N/mm ²	≤ 175 mm ³	Classe de Abrasão	Valor Declarado	Requerida	Requerida	Requerida	Valor Declarado
		CINCA	Ver Tabela	> 95%	Eb ≤ 2,0%	≥ 1200 N	≥ 770 N	≥ 33 N/mm ²	≥ 29 N/mm ²	-	Ver Catálogo	6,0 - 7,0 x 10 ⁻⁶ °K ⁻¹	Conforme	Conforme	Conforme	Ver Catálogo
K	Grupo B111 (Anexo K)	EN	Ver Tabela	> 95%	Eb > 10%	> 600 N	> 200 N	> 12 N/mm ²	> 15 N/mm ²	-	-	Valor Declarado	Requerida	Requerida	Valor Declarado	-
		CINCA	Ver Tabela	> 95%	18% ≤ Eb < 20%	≥ 660 N	≥ 220 N	≥ 13 N/mm ²	≥ 16 N/mm ²	-	-	6,0 - 8,0 x 10 ⁻⁶ °K ⁻¹	Conforme	Conforme	Não	-
Norma de Ensaio			EN ISO 10545-2	EN ISO 10545-2	EN ISO 10545-3	EN ISO 10545-4		EN ISO 10545-4	EN ISO 10545-6	EN ISO 10545-7	EN ISO 10545-8	EN ISO 10545-9	EN ISO 10545-11	EN ISO 10545-12	DIN 51130 DIN 51097 CEN/TS 16165	
Alínea da Norma			A.1 to A.5	A.6	B.1	B.2 a)	B.2 b)	B.3	B.4 a)	B.4 b)	B.5	B.6	B.7	B.8	B.9	

NOTAS

NPD - Desempenho Não Determinado.

(1) Percentagem de ladrilhos livres de defeito visual que possa afectar o aspecto numa área importante. Pequenas variações de cor em virtude do processo de cozedura, irregularidades intencionais de cor, manchas ou pontos coloridos podem ser característicos de um determinado produto e não são considerados como defeito.

(2) A resistência à flexão varia de formato para formato. Os valores declarados são os valores mínimos para cada categoria de espessura. Para mais informações por favor contacte os serviços comerciais da CINCA.

(3) Apenas aplicável a pavimentos.

(4) Apenas aplicável a produtos destinados à aplicação no exterior.

(5) A determinação laboratorial da aderência dos ladrilhos cerâmicos aos cimentos-cola é de teor indicativo e apenas relevante em circunstâncias específicas, designadamente, segundo a norma harmonizada, "apenas quando o ladrilho for utilizado em paredes sujeitas a requisitos contra a queda de objectos em áreas transitáveis.". Os valores obtidos e declarados resultam de ensaios em condições laboratoriais ideais e poderá não existir correlação entre a aderência declarada e o desempenho do cerâmico em uso, pois factores como as técnicas de aplicação e tipos de suporte influenciam fortemente o desempenho final.

(6) Apenas para cores lisas onde pequenas diferenças de cor sejam importantes na especificação. Para mais informações por favor contacte os serviços comerciais da CINCA.

(7) Os ladrilhos cerâmicos, dado serem incombustíveis, são classificados na classe A1 «nenhuma contribuição para o fogo» e são considerados sem necessidade de teste (CWT) de acordo com a Decisão da Comissão 96/603/CE, como emendada.

(8) O ensaio para altas concentrações de ácidos e bases é apenas aplicável a produtos que se destinem a ser usados em situações potencialmente corrosivas. Para mais informações por favor contacte os serviços comerciais da CINCA.

(9) Apenas para ladrilhos cerâmicos que se destinem a ser usados em mesas de trabalho ou paredes em locais onde ocorra a preparação de alimentos e onde estes estejam em contacto directo com a superfície vidrada. Os valores apresentados são indicativos e podem ser alterados sem aviso prévio. Caso tenha intenção de utilizar os produtos nestas circunstâncias por favor contacte os serviços comerciais da CINCA.

(10) Apenas serão realizados ensaios quando relevante considerando regulamentos europeus ou leis, regulamentos ou provisões administrativas. Os ensaios relevantes serão executados a pedido do cliente após a análise das leis ou regulamentos localmente aplicáveis. Para mais informações por favor contacte os serviços comerciais da CINCA.

(11) Ao abrigo do Regulamento (CE) N.º 1907/2006 do Parlamento Europeu e do Conselho de 18 de Dezembro de 2006 (REACH), artigo 3.º, n.º 3 os pavimentos e revestimentos cerâmicos são considerados artigos, não se prevendo a libertação de quaisquer substâncias em condições de utilização normais ou razoavelmente previsíveis, razão pela qual não é necessária qualquer ficha de dados de segurança para a sua colocação no mercado, transporte ou utilização.

(12) Os pavimentos e revestimentos cerâmicos não se encontram classificados como substâncias perigosas de acordo com o Regulamento (CE) N.º 1272/2008 do Parlamento Europeu e do Conselho de 16 de Dezembro de 2008.

Propriedades Físicas										Propriedades Químicas							
Resistência da Colagem / Aderência (5)				Dilatação com a Humidade	Pequenas Variações de Cor (6)		Resistência ao Impacto (3)	Reacção ao Fogo (7)	Tactilidade	Resistências às Manchas		Resistência aos Produtos Químicos			Substâncias Perigosas (9)		
Cimentos Cola (Tipo C2)	Colas em Dispersão Aquosa (Tipo D1)	Colas de Resinas de Reacção (Tipo R2)	Argamassas de Reboco		GL	UGL				GL	UGL	Resistência a Ácidos e Bases com Baixa Concentração	Resistência a Ácidos e Bases com Alta Concentração (8)	Resistência a Produtos Químicos Domésticos e Aditivos para Água de Piscinas	Libertação de Cádmio (GL)	Libertação de Chumbo (GL)	Libertação de Outras Substâncias Perigosas (10) (11) (12)
Valor Declarado	Valor Declarado	Valor Declarado	Valor Declarado	Valor Declarado	$\Delta E_{cmc} < 0,75$	$\Delta E_{cmc} < 1,0$	Valor Declarado	Classe A1	Declarar Superfície	Min. Classe 3	Valor Declarado	Valor Declarado	Valor Declarado	Min. Classe B	Valor Declarado	Valor Declarado	Valor Declarado
> 1 N/mm ²	> 1 N/mm ²	> 2 N/mm ²	NPD	< 0,06%	Conforme	Conforme	> 0,55	Classe A1 Classe A1 _{fl}	NPD	Classe 5	Min. Classe 3	ULA GLA	NPD	UA GA	≤ 0,005 mg/dm ²	≤ 0,05 mg/dm ²	NPD
Valor Declarado	Valor Declarado	Valor Declarado	Valor Declarado	Valor Declarado	$\Delta E_{cmc} < 0,75$	$\Delta E_{cmc} < 1,0$	Valor Declarado	Classe A1	Declarar Superfície	Min. Classe 3	Valor Declarado	Valor Declarado	Valor Declarado	Min. Classe B	Valor Declarado	Valor Declarado	Valor Declarado
> 1 N/mm ²	> 1 N/mm ²	> 2 N/mm ²	NPD	< 0,06%	Conforme	Conforme	> 0,55	Classe A1 Classe A1 _{fl}	NPD	Classe 5	-	GLA	NPD	GA	≤ 0,005 mg/dm ²	≤ 0,05 mg/dm ²	NPD
Valor Declarado	Valor Declarado	Valor Declarado	Valor Declarado	Valor Declarado	$\Delta E_{cmc} < 0,75$	-	-	Classe A1	-	Min. Classe 3	Valor Declarado	Valor Declarado	Valor Declarado	Min. Classe B	Valor Declarado	Valor Declarado	Valor Declarado
> 1 N/mm ²	> 1 N/mm ²	> 2 N/mm ²	NPD	< 0,06%	Conforme	-	-	Classe A1	-	Classe 5	-	GLA	NPD	GA	≤ 0,005 mg/dm ²	≤ 0,05 mg/dm ²	NPD
EN 12004 4.1	EN 12004 4.2	EN 12004 4.3	EN 1015-12	EN ISO 10545-10	EN ISO 10545-16		EN ISO 10545-5	CWT	CEN/TS 15209	EN ISO 10545-14		EN ISO 10545-13	EN ISO 10545-13	EN ISO 10545-13	EN ISO 10545-15	EN ISO 10545-15	Se relevante
B.10 a)	B.10 b)	B.10 c)	B.10 d)	B.11	B.12 a)	B.12 b)	B.13	B.14	B.15	C.1 a)	C.1 b)	C.2 a)	C.2 b)	C.2 c)	C.3 a)	C.3 b)	C.3 c)

	GL	UGL	Tipologia de Produto
Porcelânico Plena Massa, Decorado		■	G
Porcelanato Vidrado	■		G
Grés Vidrado	■		H
Azulejo de Pasta Branca Bicozedura	■		K

[!] AVISO

Todas as especificações estão sujeitas a alterações sem aviso prévio

A presente informação é fornecida sem qualquer garantia adicional de adequação a qualquer uso específico.

Em nenhum caso a CINCA poderá ser responsabilizada por qualquer dano directo, indirecto ou consequente decorrente de, ou de qualquer forma relacionado com, o uso dos seus produtos

TECHNICAL DATA BY PRODUCT TYPOLOGY

Product Typology	EN 14411:2012 Group	Standard	Dimensions & Surface Quality		Physical Properties											
			Dimensions	Surface Quality (1)	Water Absorption (% by mass)	Breaking Strength (2)		Flexural Tensile Strength (Modulus of Rupture)		Abrasion (3)		Linear Thermal Expansion	Resistance to Thermal Shock	Resistance to Cracking (GL)	Freeze-thaw Resistance (Frost Resistance) (4)	Slipperiness (3)
										Resistance to Deep Abrasion (UGL)	Resistance to Surface Abrasion (GL)					
Thickness																
≥ 7,5 mm		< 7,5 mm														
G	Group BIa (Annex G)	EN	See Table	> 95%	Eb ≤ 0,5%	> 1300 N	> 700 N	> 35 N/mm ²	> 32 N/mm ²	≤ 175 mm ³	Abrasion Class	Declared Value	Pass	Pass	Pass	Declared Value
		CINCA	See Table	> 95%	Eb ≤ 0,2%	≥ 1430 N	≥ 770 N	≥ 38 N/mm ²	≥ 35 N/mm ²	≤ 155 mm ³	See Catalog	6,0 - 7,0 x 10 ⁻⁶ °K ⁻¹	Conform	Conform	Conform	See Catalog
H	Group BIb (Annex H)	EN	See Table	> 95%	0,5% < Eb ≤ 3,0%	> 1100 N	> 700 N	> 30 N/mm ²	> 27 N/mm ²	≤ 175 mm ³	Abrasion Class	Declared Value	Pass	Pass	Pass	Declared Value
		CINCA	See Table	> 95%	Eb ≤ 2,0%	≥ 1200 N	≥ 770 N	≥ 33 N/mm ²	≥ 29 N/mm ²	-	See Catalog	6,0 - 7,0 x 10 ⁻⁶ °K ⁻¹	Conform	Conform	Conform	See Catalog
K	Group BIll (Annex K)	EN	See Table	> 95%	Eb > 10%	> 600 N	> 200 N	> 12 N/mm ²	> 15 N/mm ²	-	-	Declared Value	Pass	Pass	Declared Value	-
		CINCA	See Table	> 95%	18% ≤ Eb < 20%	≥ 660 N	≥ 220 N	≥ 13 N/mm ²	≥ 16 N/mm ²	-	-	6,0 - 8,0 x 10 ⁻⁶ °K ⁻¹	Conform	Conform	No	-
Test According With			EN ISO 10545-2	EN ISO 10545-2	EN ISO 10545-3	EN ISO 10545-4		EN ISO 10545-4	EN ISO 10545-6	EN ISO 10545-7	EN ISO 10545-8	EN ISO 10545-9	EN ISO 10545-11	EN ISO 10545-12	DIN 51130 DIN 51097 CEN/TS 16165	
Standard Item #			A.1 to A.5	A.6	B.1	B.2 a)	B.2 b)	B.3	B.4 a)	B.4 b)	B.5	B.6	B.7	B.8	B.9	

NOTES

NPD - No Performance Declared.

(1) Percentage of tiles free from any visual defect that could impair the appearance of a major area of tiles. Slight color variations due to the firing process, intentional irregularities of colors, spots or colored dots could be characteristic of a given product and are not considered as a defect.

(2) The breaking strength varies from size to size. The stated values are minimum values for each tickness category. For more informations please contact CINCA commercial services.

(3) Only applicable to floor tiles.

(4) Only applicable to tiles intended to use on exterior areas.

(5) The laboratorial determination regarding the adhesion of ceramic tiles to mortar / cement glue is merely indicative and relevant only under certain specific circumstances, namely, according to the harmonized standard, "only when the tile is used on walls subject to requisites against the fall of objects in trafficable areas.". The results obtained and declared are a result of tests carried out under ideal laboratorial conditions, and therefore a correlation between the declared adhesion results and the performance of the tile in use may not exist, since application techniques and the different types of support can strongly influence the final performance.

(6) Only for plain color tiles where small colour differences are important in a specification. For more informations please contact CINCA commercial services.

(7) Given ceramic tiles are non combustible, they're classified in Class A1 "no contribution towards fire" and as such the CWT test is not required in accordance with the Decision of the Comission 96/603/CE, as amended.

(8) The test for high concentration of acids and alkalis is only intended for ceramic tiles which are to be used in potentially corrosive conditions. For more informations please contact CINCA commercial services.

(9) Only for glazed ceramic tiles when intended to use on worktops and/or wall surfaces where food preparation takes place and food may be in direct contact with the glazed surface of the tile. Please take note that these figures are subject to changes without further notice. Please contact CINCA commercial services if you intend any of the referred uses.

(10) Only tested when relevant considering european regulations or national laws, regulations or administrative provisions. The relevant tests could be conducted by request from customers after analisys of the local applicable laws and regulations. Please contact CINCA commercial services for more information.

(11) Under Regulation (EC) No. 1907/2006 of the European Parliament and of the Council of 18th of December 2006 (REACH), article 3, number 3, floor and wall tiles are considered articles and are not expected to release any substances when used in normal and reasonably predicted conditions, reason why any safety data sheet for its fixing, transport or use in the market, is not necessary.

(12) Wall and floor tiles are not classified as hazardous according to the Regulation (EC) No. 1272/2008 of the European Parliament and of the Council of 16th of December 2008.

Physical Properties										Chemical Properties							
Bond Strength / Adhesion (5)				Moisture Expansion	Small Colour Differences (6)		Impact Resistance (3)	Reaction to Fire (7)	Tactility	Resistance to Staining		Chemical Attack			Dangerous Substances (9)		
Cementitious Adhesives (Type C2)	Dispersion Adhesives (Type D1)	Reaction Resin Adhesives (Type R2)	Mortar									Resistance to Acids and Alkalis of Low Concentration	Resistance to Acids and Alkalis of High Concentration (8)	Resistance to Household Cleaning Agents and Swimming Pool Chemicals	Release of Cadmium (GL)	Release of Lead (GL)	Release of Other Dangerous Substances (10) (11) (12)
Declared Value	Declared Value	Declared Value	Declared Value	Declared Value	GL	UGL	Declared Value	Class A1	Declare Surface	Min. Class 3	Declared Value	Declared Value	Declared Value	Min. Class B	Declared Value	Declared Value	Declared Value
> 1 N/mm ²	> 1 N/mm ²	> 2 N/mm ²	NPD	< 0,06%	Conform	Conform	> 0,55	Class A1 Class A1 _{FL}	NPD	Class 5	Min. Class 3	ULA GLA	NPD	UA GA	≤ 0,005 mg/dm ²	≤ 0,05 mg/dm ²	NPD
> 1 N/mm ²	> 1 N/mm ²	> 2 N/mm ²	NPD	< 0,06%	Conform	Conform	> 0,55	Class A1 Class A1 _{FL}	NPD	Class 5	-	GLA	NPD	GA	≤ 0,005 mg/dm ²	≤ 0,05 mg/dm ²	NPD
> 1 N/mm ²	> 1 N/mm ²	> 2 N/mm ²	NPD	< 0,06%	Conform	-	-	Class A1	-	Min. Class 3	Declared Value	Declared Value	Declared Value	Min. Class B	Declared Value	Declared Value	Declared Value
> 1 N/mm ²	> 1 N/mm ²	> 2 N/mm ²	NPD	< 0,06%	Conform	-	-	Class A1	-	Class 5	-	GLA	NPD	GA	≤ 0,005 mg/dm ²	≤ 0,05 mg/dm ²	NPD
EN 12004 4.1	EN 12004 4.2	EN 12004 4.3	EN 1015-12	EN ISO 10545-10	EN ISO 10545-16		EN ISO 10545-5	CWT	CEN/TS 15209	EN ISO 10545-14		EN ISO 10545-13	EN ISO 10545-13	EN ISO 10545-13	EN ISO 10545-15	EN ISO 10545-15	If relevant
B.10 a)	B.10 b)	B.10 c)	B.10 d)	B.11	B.12 a)	B.12 b)	B.13	B.14	B.15	C.1 a)	C.1 b)	C.2 a)	C.2 b)	C.2 c)	C.3 a)	C.3 b)	C.3 c)

	GL	UGL	Product Typology
Full Body Porcelain Tiles, Decorated		■	G
Glazed Porcelain Stoneware	■		G
Glazed Floor Tile	■		H
Double Firing White Body Wall Tile	■		K

[!] DISCLAIMER

All specifications subject to change without further notice

This information is issued as is and without any further warranty of fitness for a particular purpose, so in no event shall CINCA be liable for any direct, indirect, or consequential damage whatsoever arising out of or in any way related to the use of their products

INFORMATION TECHNIQUE DE TYPOLOGIE DE PRODUITS

Typologie de Produits	Groupe EN 14411:2012	Norme	Dimensions & Qualité de superficie		Propriétés Physiques											
			Dimensions	Qualité de Superficie (1)	Absorption de l'Eau (% en masse)	Résistance à la Flexion		Module de Rupture		Abrasion		Coefficient de Dilatation Thermique Linéaire	Résistance au Choc Thermique	Résistance au Tressaillage	Résistance au Gel (4)	Glissance (3)
										Résistance à l'Abrasion Profonde (UGL)	Résistance à l'Abrasion Superficielle (GL)					
										Moyenne	Ind.					
Épaisseur ≥ 7,5 mm	< 7,5 mm															
G	Groupe BIa (Annexe G)	EN	Voir Tableau	> 95%	Eb ≤ 0,5%	> 1300 N	> 700 N	> 35 N/mm ²	> 32 N/mm ²	≤ 175 mm ³	Classe d'Abrasion	Valeur Déclarée	Requise	Requise	Requise	Valeur Déclarée
		CINCA	Voir Tableau	> 95%	Eb ≤ 0,2%	≥ 1430 N	≥ 770 N	≥ 38 N/mm ²	≥ 35 N/mm ²	≤ 155 mm ³	Voir Cata- logue	6,0 - 7,0 x 10 ⁻⁶ °K ⁻¹	Conforme	Conforme	Conforme	Voir Catalogue
H	Groupe BIb (Annexe H)	EN	Voir Tableau	> 95%	0,5% < Eb ≤ 3,0%	> 1100 N	> 700 N	> 30 N/mm ²	> 27 N/mm ²	≤ 175 mm ³	Classe d'Abrasion	Valeur Déclarée	Requise	Requise	Requise	Valeur Déclarée
		CINCA	Voir Tableau	> 95%	Eb ≤ 2,0%	≥ 1200 N	≥ 770 N	≥ 33 N/mm ²	≥ 29 N/mm ²	-	Voir Catalogue	6,0 - 7,0 x 10 ⁻⁶ °K ⁻¹	Conforme	Conforme	Conforme	Voir Catalogue
K	Groupe BIll (Annexe K)	EN	Voir Tableau	> 95%	Eb > 10%	> 600 N	> 200 N	> 12 N/mm ²	> 15 N/mm ²	-	-	Valeur Déclarée	Requise	Requise	Valeur Déclarée	-
		CINCA	Voir Tableau	> 95%	18% ≤ Eb < 20%	≥ 660 N	≥ 220 N	≥ 13 N/mm ²	≥ 16 N/mm ²	-	-	6,0 - 8,0 x 10 ⁻⁶ °K ⁻¹	Conforme	Conforme	Non	-
Norme de l'essai			EN ISO 10545-2	EN ISO 10545-2	EN ISO 10545-3	EN ISO 10545-4		EN ISO 10545-4		EN ISO 10545-6	EN ISO 10545-7	EN ISO 10545-8	EN ISO 10545-9	EN ISO 10545-11	EN ISO 10545-12	DIN 51130 DIN 51097 CEN/TS 16165
Paragraphe de la norme			A.1 to A.5	A.6	B.1	B.2 a)	B.2 b)	B.3		B.4 a)	B.4 b)	B.5	B.6	B.7	B.8	B.9

NOTES

NPD - Performance Non Déterminée.

(1) Pourcentage de carreaux libres de défaut visuel qui puisse altérer l'aspect d'une surface importante. Faibles variations de couleurs dues au procédé de cuisson, irrégularités intentionnelles de couleur, tâches ou points colorés peuvent être considérés comme une caractéristique du produit et non un défaut.

(2) La résistance à la flexion varie de format à format. Les valeurs déclarées sont les valeurs minimales pour chaque catégorie d'épaisseur. Pour plus d'informations, merci de contacter les services commerciaux de Cinca.

(3) Seulement applicable pour les carreaux de sol

(4) Seulement applicable pour les produits appliqués en extérieur.

(5) L'adhérence du carrelage aux mortiers colles est à titre indicatif et exclusivement indispensable, notamment, selon la norme harmonisée «quand le carrelage est utilisé pour des murs soumis aux exigences contre la chute d'objet dans des zones circulables». Les résultats obtenus et déclarés proviennent d'essais en laboratoire, donc il est possible qu'il n'existe aucune corrélation entre l'adhérence déclarée et la performance du carrelage, car la mise-en-œuvre et le type de support sont des facteurs qui influencent fortement la performance finale.

(6) Seulement pour les teintes unies où les faibles différences de couleurs sont importantes dans la prescription. Pour plus d'informations, merci de contacter les services commerciaux de Cinca.

(7) Les carreaux céramiques sont incombustibles et appartiennent donc à la classe A1 "Aucune contribution à l'incendie", ils sont exemptés du test (CWT) en accord avec la Décision de la Commission 96/603/CE, comme amendé.

(8) Le test pour les hautes concentrations d'acides et de bases est seulement fait pour les produits destinés à être utilisés en situation potentiellement corrosive. Pour plus d'informations, merci de contacter les services commerciaux de Cinca.

(9) Seulement valable pour les carreaux en céramique destinés à être utilisés comme plan de travail ou sur des murs situés dans des zones de préparation de produits alimentaires et où ceux-ci sont en contact direct avec la surface émaillée. Les valeurs présentées sont indicatives et elles peuvent être changées sans avis préalable. Dans le cas où vous avez l'intention d'utiliser les produits dans ces circonstances, merci de contacter les services commerciaux de CINCA.

(10) Les tests seront seulement réalisés s'ils s'avèrent pertinents face aux réglementations européennes ou face aux lois, règlements et dispositions administratives. Les tests seront alors exécutés sur demande du client après l'analyse des lois ou des règlements applicables localement. Pour plus d'informations, merci de contacter les services commerciaux de Cinca.

(11) Sous la Réglementation (CE) N° 1907/2006 du Parlement Européen et du Conseil du 18 Décembre 2006 (REACH), article 3°, paragraphe 3, les sols et revêtements céramiques sont considérés comme des articles dont la libération de quelconques substances en conditions d'utilisation normales ou raisonnablement prévisibles n'est pas prévue, raison pour laquelle aucune fiche de données de sécurité pour son application dans le marché, transport ou utilisation n'est nécessaire.

(12) Les sols et revêtements céramiques ne sont pas considérés comme des substances dangereuses selon la Réglementation (CE) N° 1272/2008 du Parlement Européen et du Conseil du 16 Décembre 2008.

Propriétés Physiques										Propriétés Chimiques							
Résistance du Collage / Adhérence (5)				Dilatation à l'Humidité	Faibles Variations de Couleur (6)		Résistance à l'Impact (3)	Réaction au Feu (7)	Tactilité	Résistances aux Tâches		Résistance Aux produits chimiques			Substances Dangereuses (9)		
Ciment Colle (Type C2)	Colles en Dispersion Aqueuse (Type D1)	Colles de Résines de Réaction (Type R2)	Mortiers pour Maçonnerie		GL	UGL				GL	UGL	Résistance aux Acides et Bases de Faible Concentration	Résistance aux Acides et Bases de Haute Concentration (8)	Résistance aux Produits Chimiques Domestiques et Additifs pour Eau de Piscine	Dégagement de Cadmium (GL)	Dégagement de Plomb (GL)	Dégagement d'Autres Substances Dangereuses (10) (11) (12)
Valeur Déclarée	Valeur Déclarée	Valeur Déclarée	Valeur Déclarée	Valeur Déclarée	$\Delta E_{cmc} < 0,75$	$\Delta E_{cmc} < 1,0$	Valeur Déclarée	Classe A1	Déclarer Superficie	Min. Classe 3	Valeur Déclarée	Valeur Déclarée	Valeur Déclarée	Min. Classe B	Valeur Déclarée	Valeur Déclarée	Valeur Déclarée
> 1 N/mm ²	> 1 N/mm ²	> 2 N/mm ²	NPD	< 0,06%	Conforme	Conforme	> 0,55	Classe A1 Classe A1 _{fl}	NPD	Classe 5	Min. Classe 3	ULA GLA	NPD	UA GA	≤ 0,005 mg/dm ²	≤ 0,05 mg/dm ²	NPD
Valeur Déclarée	Valeur Déclarée	Valeur Déclarée	Valeur Déclarée	Valeur Déclarée	$\Delta E_{cmc} < 0,75$	$\Delta E_{cmc} < 1,0$	Valeur Déclarée	Classe A1	Déclarer Superficie	Min. Classe 3	Valeur Déclarée	Valeur Déclarée	Valeur Déclarée	Min. Classe B	Valeur Déclarée	Valeur Déclarée	Valeur Déclarée
> 1 N/mm ²	> 1 N/mm ²	> 2 N/mm ²	NPD	< 0,06%	Conforme	Conforme	> 0,55	Classe A1 Classe A1 _{fl}	NPD	Classe 5	-	GLA	NPD	GA	≤ 0,005 mg/dm ²	≤ 0,05 mg/dm ²	NPD
Valeur Déclarée	Valeur Déclarée	Valeur Déclarée	Valeur Déclarée	Valeur Déclarée	$\Delta E_{cmc} < 0,75$	-	-	Classe A1	-	Min. Classe 3	Valeur Déclarée	Valeur Déclarée	Valeur Déclarée	Min. Classe B	Valeur Déclarée	Valeur Déclarée	Valeur Déclarée
> 1 N/mm ²	> 1 N/mm ²	> 2 N/mm ²	NPD	< 0,06%	Conforme	-	-	Classe A1	-	Classe 5	-	GLA	NPD	GA	≤ 0,005 mg/dm ²	≤ 0,05 mg/dm ²	NPD
EN 12004 4.1	EN 12004 4.2	EN 12004 4.3	EN 1015-12	EN ISO 10545-10	EN ISO 10545-16		EN ISO 10545-5	CWT	CEN/TS 15209	EN ISO 10545-14		EN ISO 10545-13	EN ISO 10545-13	EN ISO 10545-13	EN ISO 10545-15	EN ISO 10545-15	Si Pertinent
B.10 a)	B.10 b)	B.10 c)	B.10 d)	B.11	B.12 a)	B.12 b)	B.13	B.14	B.15	C.1 a)	C.1 b)	C.2 a)	C.2 b)	C.2 c)	C.3 a)	C.3 b)	C.3 c)

	GL	UGL	Typologie de Produits
Grès Cérame en Pleine Masse, Décoré		■	G
Grès Cérame Émaillé	■		G
Grès Émaillé	■		H
Faïence en Pâte Blanche Bi-Cuisson	■		K

[!] AVIS

Toutes les spécifications sont soumises à modifications sans avis préalable.

La présente information est fournie sans aucune garantie supplémentaire d'adaptation à n'importe quelle utilisation spécifique.
En aucun cas CINCA ne pourra être responsable pour n'importe quel dégât direct, indirect, résultant ou lié à l'utilisation de ses produits.

TECHNISCHE INFORMATIONEN NACH PRODUKTYP

Produkttyp	Gruppe EN 14411:2012	Norm	Abmessungen und Qualität der Oberfläche		Physikalische Eigenschaften											
			Abmessungen	Qualität der Oberfläche (1)	Wasseraufnahme (% in Masse)	Biegefestigkeit (2)		Bruchmodul		Verschleiss		Linearer Wärmeausdehnungskoeffizient	Temperaturwechselbeständigkeit	Haarrissfestigkeit (GL)	Frostbeständigkeit (4)	Rutschung (3)
						Stärke	Moyenne	Ind.	UGL	GL						
											≥ 7,5 mm					
G	Gruppe B1a (Anhang G)	EN	Siehe Tabelle	> 95%	Eb ≤ 0,5%	> 1300 N	> 700 N	> 35 N/mm ²	> 32 N/mm ²	≤ 175 mm ³	Abriebklasse	Angegebener Wert	Gefordert	Gefordert	Gefordert	Angegebener Wert
		CINCA	Siehe Tabelle	> 95%	Eb ≤ 0,2%	≥ 1430 N	≥ 770 N	≥ 38 N/mm ²	≥ 35 N/mm ²	≤ 155 mm ³	Abriebklasse	6,0 - 7,0 x 10 ⁻⁶ °K ⁻¹	Entspricht	Entspricht	Entspricht	Siehe Katalog
H	Gruppe B1b (Anhang H)	EN	Siehe Tabelle	> 95%	0,5% < Eb ≤ 3,0%	> 1100 N	> 700 N	> 30 N/mm ²	> 27 N/mm ²	≤ 175 mm ³	Abriebklasse	Valeur Déclarée	Gefordert	Gefordert	Gefordert	Angegebener Wert
		CINCA	Siehe Tabelle	> 95%	Eb ≤ 2,0%	≥ 1200 N	≥ 770 N	≥ 33 N/mm ²	≥ 29 N/mm ²	-	Siehe Katalog	6,0 - 7,0 x 10 ⁻⁶ °K ⁻¹	Entspricht	Entspricht	Entspricht	Siehe Katalog
K	Gruppe B111 (Anhang K)	EN	Siehe Tabelle	> 95%	Eb > 10%	> 600 N	> 200 N	> 12 N/mm ²	> 15 N/mm ²	-	-	Angegebener Wert	Gefordert	Gefordert	Angegebener Wert	-
		CINCA	Siehe Tabelle	> 95%	18% ≤ Eb < 20%	≥ 660 N	≥ 220 N	≥ 13 N/mm ²	≥ 16 N/mm ²	-	-	6,0 - 8,0 x 10 ⁻⁶ °K ⁻¹	Entspricht	Entspricht	Nein	-
Prüfnorm		EN ISO 10545-2	EN ISO 10545-2	EN ISO 10545-3	EN ISO 10545-4		EN ISO 10545-4		EN ISO 10545-6	EN ISO 10545-7	EN ISO 10545-8	EN ISO 10545-9	EN ISO 10545-11	EN ISO 10545-12	DIN 51130 DIN 51097 CEN/TS 16165	
Absatz der Norm		A.1 to A.5	A.6	B.1	B.2 a)	B.2 b)	B.3		B.4 a)	B.4 b)	B.5	B.6	B.7	B.8	B.9	

ANMERKUNGEN

NPD - keine Leistung festgelegt.

(1) Prozentsatz der mäßelfreien Fliesen, die die visuelle Erscheinung eines wichtigen Bereich beeinflussen können. Geringe Farbabweichungen aufgrund des Brennvorgangs, Unregelmässigkeiten bei Intensität der Farben, Flecken oder Punkte können Eigenschaften eines bestimmten Produktes sein und werden nicht als Fehler anerkannt.

(2) Die Biegefestigkeit ist von Format zu Format unterschiedlich. Die angegebenen Werte sind die Mindestwerte je Stärkeklasse. Für weitere Informationen wenden Sie sich bitte an die Vertriebsabteilung von CINCA.

(3) Nur für Bodenfliesen anwendbar.

(4) Nur für Produkte die für die Anwendung im Aussenbereich geeignet sind.

(5) Die labortechnische Bestimmung der Haftung der Keramikfliesen am Zementkleber ist nur als indikativ zu betrachten und nur in bestimmten Fällen relevant, insbesondere nach der harmonisierten Norm, „nur bei Anwendung der Fliesen an Wände, die die Anforderungen gegen herabfallende Gegenstände in begeh- oder befahrbaren Bereichen erfüllen.“. Die erhaltenen und angegebenen Werte, sind Resultate aus Labortests unter optimalen Laborbedingungen. Es kann daher nicht gewährleistet werden, das die angegebene Haftung, den tatsächlichen Ergebnissen vor Ort entspricht, da verschiedene Faktoren, wie z.B. die Verlegetechnik und die verschiedenen verwendeten Materialien, die tatsächliche Haftung erheblich beeinflussen.

(6) Nur für Unifarben bei denen geringe Farbunterschiede wichtig in der Spezifikation sind. Für weitere Informationen wenden Sie sich bitte an die Vertriebsabteilung von CINCA.

(7) Keramikfliesen sind nicht brennbar und werden daher als Material der Klasse A1 "nicht Brand fördernd" eingestuft. Sie unterliegen keiner Prüfungsnotwendigkeit (CWT), gemäss der überarbeiteten Entscheidung der Kommission 96/603/CE.

(8) Die Prüfung gegen hohe Konzentrationen von Säuren und Laugen ist nur anwendbar für Produkte, die dafür gedacht sind in potenziell korrosiven Situationen verwendet zu werden. Für weitere Informationen wenden Sie sich bitte an die Vertriebsabteilung von CINCA.

(9) Nur für Keramikfliesen, die dafür bestimmt sind, auf Arbeitsflächen oder Wänden benutzt zu werden, in Räumen in denen Lebensmittel verarbeitet werden und diese in direktem Kontakt zur Glasierung kommen. Es handelt sich hierbei um Richtwerte, die ohne Vorankündigung geändert werden können. Wenn Sie die Produkte für diese Verwendung benutzen möchten, kontaktieren Sie bitte zunächst die Vertriebsabteilung von CINCA.

(10) Prüfungen werden nur durchgeführt falls notwendig, und unter Beachtung der europäischen Vorschriften oder Gesetze, Verordnungen oder Verwaltungsvorschriften. Die entsprechenden Prüfungen werden auf Kundenwunsch, nach Beachtung der örtlich geltenden Gesetze oder Vorschriften durchgeführt. Für weitere Informationen kontaktieren Sie bitte die Vertriebsabteilung von CINCA.

(11) Gemäß der Verordnung (EG) Nr. 1907/2006 des Europäischen Parlamentes und des Rates vom 18. Dezember 2006 (REACH), Artikel 3, Nr. 3, sind keramische Wand- und Bodenfliesen als Artikel eingestuft, die bei normaler Verwendung keinerlei Stoffe absondern und deshalb keinerlei Sicherheitsdatenblatt benötigen, um auf den Markt gebracht, transportiert oder verwendet zu werden.

(12) Die keramischen Wand- und Bodenfliesen sind nicht als gefährliche Stoffe klassifiziert, gemäß der Verordnung (EG) Nr. 1272/2008 des Europäischen Parlamentes und des Rates vom 16. Dezember 2008.

Physikalische Eigenschaften										Chemische Eigenschaften							
Klebebeständigkeit / Haftung (5)				Ausdehnung bei Feuchtigkeit	Geringe Farbvariationen (6)		Stoßfestigkeit (3)	Reaktion auf Feuer (7)	Tastgefühl	Fleckenbeständigkeit	Beständigkeit Gegen Chemische Produkte			Gefährliche Substanzen (9)			
Klebemörtel (Typ Cz)	Wasserlöslicher Kleber (Typ D1)	Reaktionsharzkleber (Typ Rz)	Mörtel für Mauerwerk		GL	UGL					GL	UGL	Beständigkeit gegen niedrige Konzentrationen von Säuren und Laugen	Beständigkeit gegen hohe Konzentrationen von Säuren und Laugen (8)	Beständigkeit gegen chemische Haushaltsreiniger und Wasserzusätze für Schwimmbäder	Abgabe von Cadmium (GL)	Abgabe von Blei (GL)
Angegebener Wert	Angegebener Wert	Angegebener Wert	Angegebener Wert	Angegebener Wert	$\Delta E_{cm} < 0,75$	$\Delta E_{cm} < 1,0$	Angegebener Wert	Klasse A1	Deklarierte Oberfläche	Min. Klasse 3	Angegebener Wert	Angegebener Wert	Angegebener Wert	Min. Klasse B	Angegebener Wert	Angegebener Wert	Angegebener Wert
> 1 N/mm ²	> 1 N/mm ²	> 2 N/mm ²	NPD	< 0,06%	Entspricht	Entspricht	> 0,55	Klasse A1 Klasse A1 _{fl}	NPD	Klasse 5	Min. Klasse 3	ULA GLA	NPD	UA GA	≤ 0,005 mg/dm ²	≤ 0,05 mg/dm ²	NPD
> 1 N/mm ²	> 1 N/mm ²	> 2 N/mm ²	NPD	< 0,06%	Entspricht	Entspricht	> 0,55	Klasse A1 Klasse A1 _{fl}	NPD	Klasse 5	-	GLA	NPD	GA	≤ 0,005 mg/dm ²	≤ 0,05 mg/dm ²	NPD
> 1 N/mm ²	> 1 N/mm ²	> 2 N/mm ²	NPD	< 0,06%	Entspricht	-	-	Klasse A1	-	Min. Klasse 3	-	GLA	NPD	GA	≤ 0,005 mg/dm ²	≤ 0,05 mg/dm ²	NPD
EN 12004 4.1	EN 12004 4.2	EN 12004 4.3	EN 1015-12	EN ISO 10545-10	EN ISO 10545-16	EN ISO 10545-5	CWT	CEN/TS 15209	EN ISO 10545-14	EN ISO 10545-13	EN ISO 10545-13	EN ISO 10545-13	EN ISO 10545-13	EN ISO 10545-15	EN ISO 10545-15	Falls relevant	
B.10 a)	B.10 b)	B.10 c)	B.10 d)	B.11	B.12 a)	B.12 b)	B.13	B.14	B.15	C.1 a)	C.1 b)	C.2 a)	C.2 b)	C.2 c)	C.3 a)	C.3 b)	C.3 c)

	GL	UGL	Produkttyp
Durchgefärbtes dekoriertes Feinsteinzeug		■	G
Feinsteinzeug glasiert	■		G
Steinzeug glasiert	■		H
Weisscherbige Steingutfiesen	■		K




[!] WARNUNG

Alle Angaben können ohne Bekanntgebung geändert werden.




Diese Informationen werden ohne jede Gewährleistung der Eignung für einen bestimmten Zweck zur Verfügung gestellt. In keinem Fall darf CINCA haftbar gemacht werden für direkte, indirekte oder in jeglicher Form stehenden Zusammenhang mit Schäden oder Folgeschäden durch die Verwendung seiner Produkte.

EMBALAGENS E PESOS




PACKING AND WEIGHTS

Formato	Caixa 			Paleta 				
	Pcs.	m ² / m	kg	Caixa / Paleta	m ²	Net. kg	Brut. kg	cm 
Pavimento Floor Tile								
49x99x1,1 (Retificado)	2	0,97 m ²	22,50	38	36,86	855	880	120x100x65
24,5x99x1,1 (Retificado)	4	0,95 m ²	23,00	63	59,85	1.449	1.474	120x100x87
16x99x1,1 (Retificado)	6	0,95 m ²	23,00	60	57,00	1.380	1.405	120x100x81
16x99x1,1 CHV (Retificado · 2 Peças)	6	0,7939 m ²	19,22	60	47,6352	1.153	1.178	120x100x81
33x33x1,1 (Mosaico 36)	7	0,7623 m ²	16,25					
30x30x1,1 (Mosaico Espinha 11)	4	0,36 m ²	9,00					
26x30x1,1 (Mosaico Hexagonal 9)	8	0,4784 m ²	11,00					
8x99x1,1 ROD	12	11,88 m	22,50					
49x49x1,1 (Retificado)	4	0,96 m ²	22,27	36	34,56	802	827	120x80x67
24,5x49x1,1 (Retificado)	8	0,94 m ²	21,82	35	32,90	764	789	120x80x63
12,2x49x1,1 (Retificado)	15	0,88125 m ²	20,45	45	39,6563	920	945	120x80x78
24x49x1,1 (Mosaico Mureto 16)	6	0,7056 m ²	17,00					
33x33x1,1 (Mosaico 36 & 24)	7	0,7623 m ²	16,25					
8x49x1,1 ROD	22	10,78 m	20,58					
33x49x1,1 ESC	5	2,45 m	20,79					
48x98x1,1 P (Retificado)	2	0,9408 m ²	21,90	38	35,7504	832	857	120x100x64
48x48x1,1 P (Retificado)	4	0,9216 m ²	21,40	36	33,1776	770	795	120x80x67
M 60x60x1	3	1,08 m ²	24,30	36	38,880	875	900	120x80x74
M 30x60x1	6	1,08 m ²	23,75	60	64,80	1.425	1.450	120x80x104
32,5x60x1 (Mosaico Mureto)	6	1,3380 m ²	24,60					
33x33x1 (Mosaico 36)	7	0,7623 m ²	14,00					
8x60x1 ROD	20	12,00 m	21,40					
M 50x50x0,97	4	1,00 m ²	21,00	36	36,00	756	781	120x80x65
32,5x50x0,97 (Mosaico 12)	6	0,9750 m ²	19,00					
24x49x0,97 (Mosaico Mureto 16)	6	0,7056 m ²	17,00					
33x33x0,97 (Mosaico 36 & 64)	9	1,00 m ²	16,50					
33x33x0,97 (Mosaico 3D 12)	7	0,7623 m ²	19,00					
33x33x0,97 (Mosaico Twist)	10	1,0890 m ²	23,30					
29x25,5x0,97 HEX (Mosaico Cubos)	10	0,5256 m ²	13,00					
50x50x0,97 ESC	4	2,00 m	21,00					
33x50x0,97 ESC	6	3,00 m	20,79					
8x50x0,97 ROD	25	12,50 m	21,00					
49x49x0,97 (Retificado)	4	0,96 m ²	20,17	36	34,56	726	751	120x80x67
12,2x49x0,97 (Retificado)	16	0,94 m ²	19,73	45	42,30	888	913	120x80x78
32,5x50x0,97 (Mosaico 12)	6	0,9750 m ²	19,00					
33x33x0,97 (Mosaico 64)	9	1,00 m ²	16,50					
33x49x0,97 ESC	6	2,94 m	20,37					
8x49x0,97 ROD	25	12,25 m	20,58					
24x49x0,85 HEX	12	1,1319 m ²	22,63	40	45,2760	905	930	120x100x67
48x48x0,97 P (Retificado)	4	0,9216 m ²	20,00	36	33,1776	720	745	120x80x63
M 45x45x0,8	6	1,215 m ²	21,46	54	65,61	1.159	1.184	120x80x104
30x30x0,8 (Mosaico Irregular)	10	0,90 m ²	16,00					
8x45x0,8 ROD	21	9,45 m	13,00					
M 45x45x0,7 ⁽¹⁾	7	1,4175 m ²	22,48	52	73,71	1.169	1.194	120x80x104
8x45x0,7 ROD	22	9,90 m	13,00					
33x33x0,8	12	1,3333 m ²	23,54	50	66,665	1.177	1.202	120x80x80
16x33x0,8	20	1,11 m ²	18,67	60	66,60	1.120	1.145	120x80x97
37x33x0,8 (Mosaico HEX)	11	1,387 m ²	13,20					
33x33x0,8 (Mosaico 36)	9	1,00 m ²	16,60					
33x33x0,8 (Mosaico 64)	9	1,00 m ²	16,60					

⁽¹⁾ Série Vivendo.

Formato	Caixa 			Palete 				
	Pcs.	m ² / m	kg	Caixa / Palete	m ²	Net. kg	Brut. kg	 cm
Pavimento Floor Tile								
33×30×0,8 (Mosaico HEX Regular)	9	0,814 m ²	12,50					
30×30×0,8 (Mosaico Irregular)	10	0,90 m ²	16,00					
16×24×0,8	9	2,16 m	6,30					
16×16×0,8	4	0,11 m ²	1,90					
33×33×0,8 ESC	12	3,96 m	22,70					
8×33×0,8 ROD	38	12,54 m	18,00					
8×33×0,8	38	12,54 m	18,00					
5,5×35×0,8 CD	2	0,70 m	2,35					
5,5×33×0,8 TD	4	1,32 m	2,35					
32×32×0,8 (Retificado)	12	1,23 m ²	21,42	48	59,04	1.028	1.053	120×80×80
M 10×30×0,8	42	1,26 m ²	23,10	48	60,48	1.109	1.134	120×80×73
M 30×30×0,7	15	1,35 m ²	20,15	50	67,50	1.008	1.033	120×80×73
7,5×25×1 (Brick Road)	44	0,825 m	17,15	66	54,45	1.132	1.157	120×80×97
Revestimento Wall Tile								
32×75×1,1 (Retificado)	5	1,20 m ²	23,90	32	38,40	765	790	120×80×80
16×75×1,1 (Retificado)	10	1,20 m ²	23,55	36	43,20	848	873	120×80×80
32×75×1,1 INS	3	0,72 m ²	14,02					
32×32×1,1 (Mosaico 121)	7	0,7175 m ²	12,50					
2,5×29,5×1,1	9	2,65 m	1,50					
2×75×1,05	4	3,00 m	1,30					
2×32×1,05	9	3,00 m	1,11					
12×32×1,05 ROD	9	3,00 m	5,85					
7,5×32×1,05 (V-Cap)	7	2,24 m	3,10					
7,5×2×1,05 (Ângulo V-Cap)	4	-	-					
2,5×32×1,05 (Sigaro)	9	3,00 m	1,20					
29×59×0,9 (Retificado)	8	1,3688 m ²	20,91	48	65,702	1.004	1.029	120×80×72
M 30×60×0,9	8	1,44 m ²	22,00	48	69,120	1.056	1.081	120×80×75
M30×60×0,9	8	1,44 m ²	22,00					
33×33×0,9 (Mosaico 121)	10	1,089 m ²	13,41					
M 25×75×0,9	7	1,3125 m ²	21,00	42	55,125	882	907	120×80×90
7,5×25×0,9 (Diamond)	38	0,7125 m ²	11,33	90	64,125	1.020	1.045	120×80×92
M25×75×0,9 INS	4	0,75 m ²	12,00					
M25×75×0,9	7	1,3125 m ²	21,00					
M25×75×0,9 (Piramide \ Duna)	6	1,125 m ²	19,00					
M75×75×0,9 (3 Peças · Stamp)	1 Pnl	0,5625 m ²	9,00					
M100×75×0,9 Painel (4 Peças)	1 Pnl	0,75 m ²	12,00					
30×30×0,9 (Dots)	4	0,36 m ²	5,30					
33×33×0,9 (Mosaico 121)	8	0,8712 m ²	11,20					
25×30×0,9 (Mosaico 78)	9	0,6750 m ²	9,00					
6×75×0,9	4	3,00 m	3,07					
5×75×0,9	4	3,00 m	2,58					
4×75×0,9	4	3,00 m	1,96					
3×75×0,9	4	3,00 m	1,62					
1×75×0,9	4	3,00 m	0,40					
10×25×0,9 (Jewel)	12	3,00 m	4,42					
12×25×0,85 ROD	9	2,25 m	2,41					
2,5×25×1,05 (Sigaro)	8	2,00 m	1,10					
2×7,5×0,8 (Ângulo V-Cap)	4	-	-					




INS - Incertos (estruturas ou decorados) Irregular (strutreded or decorated tiles)

Formato	Caixa 			Paleta 				
	Pcs.	m ² / m	kg	Caixa / Paleta	m ²	Net. kg	Brut. kg	cm 
Revestimento Wall Tile								
M25×55×0,8	10	1,375 m ²	18,90	48	66,00	907	932	120×80×90
M25×55×0,8 INS	4	0,55 m ²	7,02					
M 50×110×0,8 Painel (4 Peças)	1 Pnl	0,55 m ²	7,02					
M 100×55×0,8 Painel (4 Peças)	1 Pnl	0,55 m ²	7,02					
M 50×55×0,8 Painel (2 Peças)	1 Pnl	0,275 m ²	3,51					
33×33×0,8 (Mosaico 121)	10	1,089 m ²	13,41					
33×33×0,8 (Mosaico Twist)	10	1,089 m ²	14,20					
30×30×0,8 (Mosaico 72)	10	0,90 m ²	10,80					
25×27×0,8 (Mosaico 26)	10	0,675 m ²	7,10					
29×25,5×0,8 HEX (Mosaico Cubos)	10	0,5256 m ²	13,00					
10×55×0,8	6	3,30 m	4,60					
8×55×0,8	6	3,30 m	3,58					
5×55×0,8	6	3,30 m	2,00					
4×55×0,8	6	3,30 m	1,82					
3×55×0,8	6	3,30 m	1,35					
2×55×0,8	9	4,95 m	2,00					
5×25×0,8	12	3,00 m	2,15					
4×25×0,8	12	3,00 m	1,64					
10×25×0,8 (Grega)	12	3,00 m	4,42					
7,5×25×0,8 (Bullnose)	12	3,00 m	2,88					
7,5×25×0,8 (V-Cap)	7	1,75 m	2,41					
3×25×0,8 (Quarter Round)	12	3,00 m	1,23					
3×3×0,8 (Quarter Round)	4	-	0,07					
M25×45×0,8	10	1,125 m ²	15,25	60	67,50	915	940	120×80×92
M25×45×0,8 INS	4	0,45 m ²	5,90					
M25×45×0,8	10	1,125 m ²	15,25					
11,5×45×0,8	6	2,70 m	4,30					
6×45×0,8	6	2,70 m	2,20					
4×45×0,8	6	2,70 m	1,64					
3,5×45×0,8	6	2,70 m	1,77					
3×45×0,8	6	2,70 m	1,40					
1×45×0,8	12	5,40 m	1,05					
5×25×0,8	12	3,00 m	2,15					
4×25×0,8	12	3,00 m	1,64					
3×25×0,8	12	3,00 m	1,23					
2×25×0,8	12	3,00 m	1,10					
M 20×20×0,75	25	1,00 m ²	12,00	96	96,00	1.152	1.177	120×80×95
10×20×0,75 (Aveiro)	15	3,00 m	4,97					
Pombalino								
15×15×0,7	44	1,00 m ²	11,00	70	70,00	770	795	120×80×90
15×15×0,7 INS	4	0,09 m ²	1,00					
7,5×15×0,7	7	1,05 m	1,30					
2,5×15×0,7	24	3,60 m	1,44					

INS - Incertos (estruturas ou decorados) Irregular (structured or decorated tiles)

PACKING AND WEIGHTS IMPERIAL UNITS

[!]
Approximate conversions

Size	Thickness	Box 			Pallet 				
		Pcs.	ft ²	lb	Box / Pallet	ft ²	lb	Brut. lb	 in
Floor Tile									
19"×39" (Rectified)	0,43 in	2	10,44	49,60	38	397	1 885	1 940	47"×39"×26"
10"×39" (Rectified)	0,43 in	4	10,23	51,00	63	644	3 194	3 250	47"×39"×34"
6"×39" (Rectified)	0,43 in	6	10,23	51,00	60	614	3 042	3 097	47"×39"×32"
19"×19" (Rectified)	0,43 in	4	10,33	40,00	36	372	1 768	1 823	47"×31"×26"
10"×19" (Rectified)	0,43 in	8	10,12	48,00	35	354	1 684	1 739	47"×31"×25"
5"×19" (Rectified)	0,43 in	15	9,49	45,00	45	427	2 028	2 083	47"×31"×31"
19"×39" P (Rectified)	0,43 in	2	10,13	45,00	38	385	1 832	1 889	47"×39"×25"
19"×19" P (Rectified)	0,43 in	4	9,92	47,00	36	357	1 698	1 753	47"×31"×26"
24"×24"	0,39 in	3	11,63	54,00	36	419	1 929	1 984	47"×31"×29"
12"×24"	0,39 in	6	11,63	52,00	60	698	3 142	3 197	47"×31"×41"
20"×20"	0,38 in	4	10,76	46,00	36	388	1 667	1 722	47"×31"×26"
19"×19" (Rectified)	0,38 in	4	10,33	44,00	36	372	1 601	1 656	47"×31"×26"
5"×19" (Rectified)	0,38 in	15	9,49	45,00	45	427	2 028	2 083	47"×31"×31"
9"×19" HEX	0,34 in	12	1,1319	50,00	40	487	2 000	2 050	47"×39"×26"
19"×19" P (Rectified)	0,38 in	4	9,92	44,00	36	357	1 587	1 642	47"×31"×25"
18"×18"	0,32 in	6	13,8	47,00	54	706	2 555	2 610	47"×31"×41"
18"×18" ⁽¹⁾	0,28 in	7	15,26	50,00	52	793	2 577	2 632	47"×31"×41"
13"×13"	0,32 in	12	14,35	52,00	50	718	2 593	2 650	47"×31"×31"
6"×13"	0,32 in	20	11,95	41,00	60	718	2 469	2 524	47"×31"×38"
13"×13" (Rectified)	0,32 in	12	13,24	47,00	48	636	2 266	2 321	47"×31"×31"
4"×12"	0,32 in	42	13,56	51,00	48	651	1 169	2 500	47"×31"×29"
3"×10" (Brick Road)	0,39 in	44	8,88	38,00	66	586	2 496	2 551	47"×31"×38"
Wall Tile									
13"×30" (Rectified)	0,43 in	5	12,92	53,00	32	413	1 687	1 742	47"×31"×31"
6"×30" (Rectified)	0,43 in	10	12,92	52,00	36	465	1 870	1 925	47"×31"×31"
11"×23" (Rectified)	0,35 in	8	14,73	46,00	48	707	2 213	2 269	47"×31"×28"
12"×24"	0,35 in	8	15,50	49,00	48	744	2 328	2 383	47"×31"×30"
10"×30"	0,35 in	7	14,13	46,00	42	593	1 944	2 000	47"×31"×35"
3"×10" (Diamond)	0,35 in	38	7,67	11,33	90	690	2 249	2 304	47"×31"×36"
10"×22"	0,32 in	10	14,80	18,90	48	710	2 000	2 055	47"×31"×35"
10"×18"	0,32 in	10	12,11	15,25	60	727	2 017	2 072	47"×31"×36"

CERTIFICADOS DE SISTEMAS

MANAGEMENT SYSTEM CERTIFICATES



Certificação ISO 9001 do Sistema de Gestão da Qualidade Implementado na Conceção, Desenvolvimento, Produção e Comercialização de Pavimentos e Revestimentos Cerâmicos

Quality Management System ISO 9001 Certification Implemented in the Design, Development, Production and Trading of Ceramic Floor and Wall Tiles

Certificação ISO 14001 do Sistema de Gestão do Ambiente Implementado na Conceção, Desenvolvimento, Produção e Comercialização de Pavimentos e Revestimentos Cerâmicos

Environment Management System ISO 14001 Certification Implemented in the Design, Development, Production and Trading of Ceramic Floor and Wall Tiles

CERTIFICADOS DE PRODUTOS

PRODUCT CERTIFICATES



Certificação da Qualidade de Revestimentos Cerâmicos
Wall Tiles Quality Certification



OUTROS CERTIFICADOS

OTHER CERTIFICATES



APICER - Associação Portuguesa da Indústria de Cerâmica
(Portuguese Association of the Ceramis Industry)

O Selo 'Portugal Does It better' é atribuído pela APCER a empresas que ambicionam o patamar de excelência definido para processos produtivos e gestão, na qualidade, na inovação, no design ou no respeito ambiental e social.

The Seal 'Portugal Does It better' is awarded by APCER to companies that aspire to the level of excellence set for production processes and management, quality, innovation, design or environmental and social respect.

CERTIFICADOS AMBIENTAIS ENVIRONMENTAL CERTIFICATES



U.S. Green Building

Na sequência do seu comprometimento com o desenvolvimento sustentável, a CINCA é membro do U.S. Green Building Council® (USGBC®), uma das mais prestigiadas organizações dedicadas à construção sustentável. O USGBC agrupa mais de 13.000 organizações de todo o mundo e mais de 180.000 profissionais em torno da visão de que é possível desenvolver na próxima geração um padrão de construção ambientalmente sustentável, modificando a forma como os edifícios são concebidos, construídos e geridos. A USGBC gere o LEED® (Leadership in Energy and Environmental Design), o mais amplamente reconhecido sistema de certificação verde da construção em todo o mundo que abrange a concepção, construção, gestão e manutenção de edifícios, casas e comunidades. Mais de 148.000m² de construção em mais de 130 países são certificados diariamente pelo sistema LEED.

Following its commitment towards sustainable development, CINCA is a member of U.S. Green Building Council® (USGBC®), one of the most prestigious organizations dedicated to sustainable construction. USGBC groups more than 13.000 organizations worldwide and more than 180.000 professionals around a vision that it is possible to develop in the upcoming generations construction standards that are environmentally sustainable, by changing the way buildings are conceived, built and managed. USGBC manages LEED® (Leadership in Energy and Environmental Design), the most broadly recognized green certification system for construction, covering all different stages from conception, to construction, management and maintenance of all buildings, houses and communities. More than 148.000m² of construction are LEED certified on a daily basis all around the world.



Greenguard Gold

Certificação de Revestimentos e Pavimentos
Wall and Floor Tiles Certification

Os produtos que usamos para construir e mobiliar ambientes interiores podem ter um impacto significativo sobre os níveis de poluição do ar interior. A CINCA obteve a Certificação Ouro GREENGUARD para os seus Pavimentos e Revestimentos Cerâmicos. A GREENGUARD comprova cientificamente, que os produtos que certifica cumprem alguns dos padrões mundiais mais rigorosos, relativamente a emissões químicas de terceiros - ajudando a reduzir a poluição do ar interior e o risco de exposição a substâncias químicas, enquanto auxilia a criação de ambientes internos mais saudáveis. A Certificação GREENGUARD é reconhecida e referenciada em inúmeros programas de construção, normas e especificações em todo o mundo. Os produtos com certificação GREENGUARD ou certificação Gold GREENGUARD podem contribuir para o cumprimento de alguns pontos em sistemas de classificação ambientais estabelecidos para edifícios (como o sistema LEED® gerido por USGBC®), satisfazer critérios de código ou portaria e atingir requisitos específicos de RFP qualidade do ar interior.

The products that we use to build and furnish our indoor environments can have a significant impact on indoor air pollution levels. CINCA have obtained the GREENGUARD Gold Certification for its Ceramic Floor and Wall Tiles. Products that have achieved GREENGUARD Certification are scientifically proven to meet some of the world's most rigorous, third-party chemical emissions standards — helping reduce indoor air pollution and the risk of chemical exposure while aiding in the creation of healthier indoor environments. The GREENGUARD Certification is recognized and referenced in numerous building programs, standards and specifications around the world. Products with GREENGUARD Certification or GREENGUARD Gold Certification can contribute to the achievement of points in established green building rating systems (as the LEED® system managed by USGBC®), satisfy code or ordinance criteria and meet indoor air quality specific RFP requirements.

OUTROS

ÍNDICES

OTHER

INDEXES

ÍNDICE DECORAÇÕES

INDEX FOR DECORATIONS

Decor	Série Range	Pag.	Decor	Série Range	Pag.	Decor	Série Range	Pag.
ACHILLE	BASTILLE	146	DOTS	NIRVANA	89	MARYLAND	BELLAGIO	241
ACHILLE	SAN CARLO	150	DUNA	BRESCIA	182	MILFORD	TOBAGO	237
AÇO	BRANCOS	293	DUNA	NIRVANA	89	MORGANA	PANDORA	281
AÇO	BRANCOS	295	DUNE	BRANCOS	295	MORISH	SPICE	161
ALCOA	COTTO D'ALCO.	111	EAGLE	ARUBA	167	MORNING DEW	SENSES	257
ALTA VISTA	ARUBA	167	EDEN	BRANCOS	293	MORRIS	ANTIGUA	165
ALTEIA	TALIA	285	ELEGANCE	CAIMAN	188	MORSE	SENSES	257
ANTIC	AUTH. CONCRETE	28	ELEGANCE	LUXURY	208	MOSAI.	MONTSERRAT	217
ANTIC	FACTORY	42	ELEGANCE	TOBAGO	237	MOSAI.	PASADENA	253
ARASHI	ARUBA	167	FLORAL	GOBI	118	MOSAI. 12	ADAMASTOR	22
AUGUSTA	POMBALINO	288	FLORAL	GOBI	119	MOSAI. 121	BASTILLE	146
AUTUM	SENSES	257	FLOWER	SKY	223	MOSAI. 121	BERNINI	176
AVEIRO	BRANCOS	295	FUSION	PULSAR	283	MOSAI. 121	BRANCOS	295
BELLEVUE	PASADENA	253	FUSION	SPICE	161	MOSAI. 121	KAIRO	154
BETSY	STARLITE	259	GAIA	OPHELIA	278	MOSAI. 121	LUXURY	210
BEVERLY	BEL AIR	239	GARIBALDI	MONTSERRAT	216	MOSAI. 121	SAN CARLO	150
BOISERIE	BASTILLE	146	GEOMÉTRICO	GOBI	118	MOSAI. 121	SENSES	256
CARMO	POMBALINO	288	GEOMÉTRICO	GOBI	119	MOSAI. 121	SONORA	232
CASINO	LUXOR	247	GLITER	SONORA	231	MOSAI. 121	SPICE	160
CATALINA	PASADENA	253	GLORIOSA	SENSES	257	MOSAI. 24	STORY OF STONE	96
CHARLESTON	LUXOR	247	GLOW	LUXURY	209	MOSAI. 26	BEL AIR	239
CHEVRON	IMAGINE SOUL	56	GRANT	BEL AIR	239	MOSAI. 26	TOBAGO	236
CHIADO	POMBALINO	288	GREENVILLE	GRENADINES	203	MOSAI. 36	AUTH. CONCRETE	29
CIRCE	PANDORA	281	GREENVILLE	MONTSERRAT	217	MOSAI. 36	BALANCE	35
CIRCE	PULSAR	283	GREGA	BRANCOS	295	MOSAI. 36	BRESCIA	184
CIRCE	TALIA	285	GREGA	LUXURY	211	MOSAI. 36	FACTORY	38
CLAYTON	LUXOR	247	GRID	BRANCOS	295	MOSAI. 36	FLOW	195
CLOUD	KAIRO	154	GRID	SPICE	160	MOSAI. 36	GALAXY	115
COBRE	BRANCOS	295	HARRIS	MONTSERRAT	216	MOSAI. 36	GLAM	199
CUBE	COFFRAGE	274	HERA	OPHELIA	278	MOSAI. 36	GOBI	118
CUBE	LUXURY	211	HESTIA	OPHELIA	278	MOSAI. 36	IMAGINE SOUL	57
CUBE	LUXURY	213	HEXAGONO	LUXURY	208	MOSAI. 36	LUXURY	213
DAMASCO	LUXURY	208	HOOTERS	BELLAGIO	241	MOSAI. 36	MERCURY	77
DAYTON	BEL AIR	239	ILICIA	TALIA	285	MOSAI. 36	METEOR	124
DAYTON	PASADENA	253	IRVINE	TOBAGO	237	MOSAI. 36	MINERAL	128
DESERT	CAESARS	245	JEWEL	SKY	225	MOSAI. 36	RIVERSIDE	132
DESERT	NIRVANA	89	KAREN	BELLAGIO	241	MOSAI. 36	STORY OF STONE	96
DESERT	PASADENA	253	KASHMIR	BRANCOS	293	MOSAI. 3D 12	BALANCE	35
DESERT	STARLITE	259	KOVAL	CAESARS	245	MOSAI. 64	ADAMASTOR	22
DIAMOND	BRANCOS	294	LEBLON	KAIRO	154	MOSAI. 64	BELLE ARTI	243
DIAMOND	LUXURY	206	LINCOLN	PASADENA	253	MOSAI. 78	ARUBA	167
DIAMOND	SONORA	230	LINCOLN	STARLITE	259	MOSAI. 78	CAIMAN	188
DILLON	TOBAGO	237	LOTUS	PANDORA	281	MOSAI. 78	SONORA	234
DOTS	FACTORY	43	MARIGOT	GRENADINES	203	MOSAI. 78	TOBAGO	236

ÍNDICE DECORAÇÕES

INDEX FOR DECORATIONS

Decor	Série Range	Pag.	Decor	Série Range	Pag.	Decor	Série Range	Pag.
MOSAI. CUBOS	LUXURY	211	ONDA	TUSCANY	262	TOWN	BRICK ROAD	109
MOSAI. CUBOS	LUXURY	213	OPUS A	PULSAR	283	TUSCANY	CAESARS	245
MOSAI. ESPIN. 11	IMAGINE SOUL	57	OPUS B	PULSAR	283	VEGAS	LUXOR	247
MOSAI. HEX	BELLE ARTI	243	ORQUIDEA	PASADENA	252	VENICE	TOBAGO	237
MOSAI. HEX	BERNINI	178	PATCHWORK	SENSES	257	VICTORIA	S. LUCIA	219
MOSAI. HEX	BRESCIA	184	PEARL	LUXURY	209	VINTAGE	BRICK ROAD	109
MOSAI. HEX	TUSCANY	265	PERSIA	TOBAGO	237	VINTAGE	CAIMAN	189
MOSAI. HEX REGULAR	BERNINI	178	PIRAMIDE	FACTORY	43	WADI	BERNINI	177
MOSAI. HEX REGULAR	BRESCIA	184	PIRAMIDE	NIRVANA	89	WADI	BRANCOS	295
MOSAI. HEX REGULAR	FLOW	195	PLATINA	SKY	224	WADI	LUXURY	207
MOSAI. HEX REGULAR	GLAM	199	PLATINA	SKY	225	WADI	SENSES	257
MOSAI. HEX REGULAR	TUSCANY	265	PLATINA	SONORA	233	WADI	SONORA	233
MOSAI. HEXAG. 9	IMAGINE SOUL	57	RAZOR	BERNINI	177	WALLPAPER	BRANCOS	293
MOSAI. IRREGULAR	BAMBU	271	RAZOR	BRANCOS	295	WATERCOLOR	NIRVANA	89
MOSAI. IRREGULAR	COFFRAGE	275	RAZOR	BRESCIA	182	WAVE	BRANCOS	295
MOSAI. IRREGULAR	FLOW	195	RAZOR	FACTORY	43	WAVE	LUXURY	207
MOSAI. IRREGULAR	GLAM	199	RAZOR	LUXURY	207	WAVE	SONORA	233
MOSAI. IRREGULAR	NIRVANA	84	RAZOR	SONORA	233	YEPTON	ANTIGUA	165
MOSAI. IRREGULAR	TUSCANY	265	REEF	BERNINI	177	ZEA	PANDORA	281
MOSAI. LUSTRE 121	SKY	222	REEF	CAIMAN	189			
MOSAI. MIX 121	BERNINI	176	REEF	TOBAGO	237			
MOSAI. MURETO	FLOW	195	RHEIA	OPHELIA	278			
MOSAI. MURETO	GALAXY	114	RODNEY	S. LUCIA	219			
MOSAI. MURETO	GLAM	199	ROSSIO	POMBALINO	288			
MOSAI. MURETO	GOBI	118	ROYAL	BRANCOS	295			
MOSAI. MURETO	METEOR	124	ROYAL	SONORA	231			
MOSAI. MURETO	MINERAL	128	RUSSEL	LUXOR	247			
MOSAI. MURETO	RIVERSIDE	132	SANDY	S. LUCIA	219			
MOSAI. MURETO 16	BALANCE	35	SELENE A	TALIA	285			
MOSAI. MURETO 16	MERCURY	77	SELENE B	TALIA	285			
MOSAI. TWIST	LUXURY	211	SHERRY	CAIMAN	189			
MOSAI. TWIST	LUXURY	213	SKIN	CAIMAN	188			
NELLIS	CAESARS	245	SKIN	CAIMAN	189			
NEW YORK CITY	ANTIGUA	164	SPLENDOR	LUXURY	209			
OLYMPIC	BEL AIR	239	SPLENDOR	SKY	223			
ONDA	BASTILLE	146	SPLENDOR	SKY	224			
ONDA	BELLE ARTI	243	SPRING	MANDALAY	249			
ONDA	BERNINI	177	ST. GEORGES	GRENADINES	203			
ONDA	BRANCOS	295	ST. JOHN'S	MONTSERRAT	217			
ONDA	FLOW	194	STAMP	FACTORY	43			
ONDA	GLAM	198	STARDUST	BELLAGIO	241			
ONDA	S. LUCIA	219	STARS	SKY	224			
ONDA	SAN CARLO	150	SUMMERLIN	VENETIAN	267			
ONDA	SONORA	232	TIMBER	BAMBU	270			

ÍNDICE DE REFERÊNCIAS

REFERENCE INDEX

Ref.	Pag.	Ref.	Pag.	Ref.	Pag.	Ref.	Pag.	Ref.	Pag.
0000/060	225	0000/407	239	0000/475	257	0004/002	288	0450/394	43
0000/061	225	0000/410	247	0000/476	257	0004/003	288	0450/544	281, 283, 285
0000/062	225	0000/411	241	0000/477	257	0004/004	288		
0000/063	225	0000/413	241	0000/478	257	0004/005	288	0450/547	285
0000/064	225	0000/414	241	0000/479	257	0005	288	0450/548	285
0000/065	225	0000/415	239, 253	0000/481	167	0007	288	0450/625	283
0000/066	225	0000/416	253	0000/482	167	0008	288	0450/626	283
0000/070	225	0000/417	253	0000/488	237	0052	288	0450/627	283
0000/071	225	0000/418	239	0000/489	237	0450/027	288	0450/628	283
0000/072	225	0000/420	247	0000/492	203	0450/028	288	0450/759	295
0000/073	225	0000/421	247	0000/493	203	0450/029	288	0450/760	295
0000/074	225	0000/424	245	0000/494	203	0450/034	288	0450/761	295
0000/075	224	0000/426	245	0000/495	203	0450/040	292	0450/762	267
0000/076	224	0000/427	245	0000/569	281	0450/056	292	0450/763	267
0000/077	224	0000/428	245	0000/570	281	0450/057	292	0450/769	295
0000/078	224	0000/430	241	0000/621	295	0450/073	292	0450/814	292
0000/079	224	0000/431	241	0000/622	295	0450/074	292	0450/815	292
0000/080	225	0000/434	241	0000/627	285	0450/091	292	0450/818	292
0000/081	225	0000/440	241	0000/628	285	0450/181	292	0450/834	292
0000/338	281	0000/441	241	0000/638	278	0450/182	292	2200	294
0000/339	281	0000/444	259	0000/647	211, 295	0450/183	292	2300	294
0000/344	283	0000/445	259	0000/649	211	0450/184	292	2500	230, 294
0000/345	283	0000/446	253, 259	0000/650	211	0450/187	292	2501	230
0000/359	203	0000/449	259	0000/652	257	0450/188	292	2502	230
0000/360	203	0000/450	253, 259	0000/654	257	0450/199	150	2503	230
0000/361	203	0000/451	257	0000/680	281	0450/202	288	2504	230
0000/362	203	0000/452	257	0000/681	281	0450/203	288	3000	294
0000/363	203	0000/453	257	0000/748	216	0450/204	288	3001	294
0000/364	203	0000/454	257	0000/749	216	0450/205	288	3002	294
0000/365	203	0000/455	257	0000/750	216	0450/279	146	3003	295
0000/366	203	0000/456	237	0000/775	285	0450/307	146	3004	295
0000/367	219	0000/457	237	0000/776	285	0450/344	278	3011	285
0000/368	167	0000/458	216	0000/777	285	0450/345	278	3011/001	285
0000/369	167	0000/459	216	0000/778	285	0450/346	278	3012	285
0000/370	167	0000/460	216	0000/781	278	0450/347	278	3012/001	285
0000/389	247	0000/465	203	0000/782	278	0450/352	293	3013	285
0000/390	247	0000/466	203	0000/783	278	0450/353	293	3013/001	285
0000/392	241	0000/467	203	0000/789	278	0450/354	293	3014	285
0000/393	247	0000/468	203	0000/790	278	0450/383	231	3014/001	285
0000/396	241	0000/469	219	0000/791	278	0450/384	231	3039	283
0000/403	253	0000/471	257	0000/792	278	0450/385	231	3040	283
0000/404	253	0000/472	257	0000/896	237	0450/386	231	3041	283
0000/405	253	0000/473	257	0000/897	237	0450/387	231	3042	283
0000/406	253	0000/474	257	0004	288	0450/388	89	3052	278

ÍNDICE DE REFERÊNCIAS

REFERENCE INDEX

Ref.	Pag.	Ref.	Pag.	Ref.	Pag.	Ref.	Pag.	Ref.	Pag.
3052/001	278	4021	247	4076	239	4101/500	198	6000/400	233, 295
3053	278	4021/001	247	4076/026	239	4102	194	6000/450	233
3053/001	278	4022	247	4077	239	4102/011	194	6000/800	231, 295
3053/002	278	4023	247	4077/026	239	4102/050	194	6001	294
3056	278	4026	267	4078	239	4102/080	194	6001/800	237
3056/008	278	4027	267	4079	239	4102/500	194	6002/221	232, 295
3057	278	4028	245	4080	253	4103	194	6004	236
3057/008	278	4028/004	245	4081	253	4103/011	194	6004/001	237
3058	278	4029	245	4083	253	4103/050	194	6004/026	236
3058/008	278	4029/004	245	4084	239	4103/080	194	6004/078	236
3065	281	4030	245	4085	239	4103/500	194	6004/126	236
3066	281	4030/005	245	4085/026	239	4104	194	6004/800	237
3066/001	281	4031	245	4085/126	239	4104/011	194	6005	236
3067	281	4031/005	245	4086	262	4104/050	194	6005/001	237
3068	281	4032	247	4086/011	262	4104/080	194	6005/026	236
3068/001	281	4033	247	4086/050	262	4104/500	194	6005/078	236
3089	270	4034	249	4086/080	262	4105	198	6005/126	236
3090	270	4035	249	4086/500	262	4105/011	198	6005/800	237
3091	270	4048	259	4087	262	4105/050	198	6006	236
3092	270	4048/010	259	4087/011	262	4105/080	198	6006/026	236
3093	274	4049	259	4087/050	262	4105/500	198	6006/078	236
3094	274	4049/010	259	4087/080	262	4700	109	6006/700	189, 237
3095	274	4050	259	4087/500	262	4700/801	109	6006/800	237
3096	274	4050/010	259	4089	262	4700/803	109	6007	236
3097	270	4051	259	4089/011	262	4701	109	6007/026	236
3098	274	4051/010	259	4089/050	262	4702	109	6007/078	236
4000	230, 294	4057	259	4089/080	262	4702/801	109	6007/700	189, 237
4000/001	252	4057/010	259	4089/500	262	4703	109	6007/800	237
4001	294	4062	252	4090	262	4703/801	109	6008	237
4002	294	4063	252	4090/011	262	5500	141, 296, 297	6009	237
4003	294	4064	252	4090/050	262	5509	141	6010	217
4004	241	4065	252	4090/080	262	6000	230, 294	6012	217
4004/003	241	4066	252	4090/500	262	6000/011	231, 294	6013	237
4005	241	4067	252	4098	267	6000/013	211, 295	6014	237
4005/003	241	4068	253	4099	267	6000/015	211, 295	6015	216
4006	241	4069	253	4100	198	6000/048	211, 295	6015/001	217
4007	241	4070	253	4100/011	198	6000/070	231, 294	6016	216
4008	249	4071	253	4100/050	198	6000/080	231, 294	6016/001	217
4009	249	4072	239	4100/080	198	6000/090	231, 294	6017	216
4010	249	4072/026	239	4100/500	198	6000/200	233, 295	6018	216
4011	249	4073	239	4101	198	6000/250	233	6019	217
4012	249	4073/026	239	4101/011	198	6000/300	233, 295	6020	217
4020	247	4074	239	4101/050	198	6000/350	233	6021	164
4020/001	247	4075	239	4101/080	198			6021/002	164

Ref.	Pag.	Ref.	Pag.	Ref.	Pag.	Ref.	Pag.	Ref.	Pag.
6022	164	6041/400	233	6089	256	6092/221	210	6094/400	207
6022/002	164	6042	146	6089/001	257	6092/300	207	6094/601	206
6023	164	6043	146	6089/121	256	6092/400	207	6094/800	208
6023/003	165	6044	150	6089/200	257	6092/421	211	6095	206
6024	164	6045	150	6089/321	256	6092/521	211	6095/001	209
6024/003	165	6046	167	6090	256	6092/601	206	6095/002	209
6026	202	6046/001	167	6090/001	257	6092/800	208	6095/003	209
6026/001	203	6046/078	167	6090/002	257	6092/801	208	6095/011	210, 211
6026/002	203	6046/178	167	6090/121	256	6092/802	208	6095/020	210, 211
6027	202	6047	167	6090/200	257	6093	206	6095/031	210, 211
6027/001	203	6047/078	167	6091	206	6093/001	209	6095/048	210, 211
6027/002	203	6048	167	6091/001	209	6093/002	209	6095/050	210, 211
6028	202	6048/078	167	6091/002	209	6093/003	209	6095/080	210, 211
6028/001	203	6055	188	6091/003	209	6093/011	210, 211	6095/090	210, 211
6029	202	6055/001	188	6091/011	210, 211	6093/020	210, 211	6095/121	210
6029/001	203	6055/078	188	6091/020	210, 211	6093/031	210, 211	6095/200	207
6030	202	6055/178	188	6091/031	210, 211	6093/048	210, 211	6095/221	210
6030/001	203	6056	188	6091/048	210, 211	6093/050	210, 211	6095/300	207
6031	202	6056/002	189	6091/050	210, 211	6093/080	210, 211	6095/400	207
6031/001	203	6056/078	188	6091/080	210, 211	6093/090	210, 211	6095/521	211
6036	219	6057	188	6091/090	210, 211	6093/121	210	6095/601	206
6036/001	219	6057/001	188	6091/121	210	6093/200	207	6095/800	208
6036/002	219	6057/078	188	6091/200	207	6093/221	210	6095/801	208
6037	219	6057/178	188	6091/221	210	6093/300	207	6095/802	208
6038	230	6058	188	6091/300	207	6093/400	207	6096	206
6038/011	231	6058/002	189	6091/400	207	6093/521	211	6096/002	209
6038/070	231	6058/078	188	6091/421	211	6093/601	206	6096/003	209
6038/080	231	6059	188	6091/601	206	6093/800	208	6096/011	210, 211
6038/090	231	6060	189	6091/800	208	6093/801	208	6096/020	210, 211
6038/200	233	6061	188	6091/801	208	6093/802	208	6096/031	210, 211
6038/221	232	6062	189	6091/802	208	6094	206	6096/048	210, 211
6038/300	233	6063	189	6092	206	6094/002	209	6096/050	210, 211
6038/400	233	6064	189	6092/001	209	6094/003	209	6096/080	210, 211
6038/800	231	6080	232	6092/002	209	6094/011	210, 211	6096/090	210, 211
6039	232	6087	256	6092/003	209	6094/020	210, 211	6096/121	210
6040	232	6087/001	257	6092/011	210, 211	6094/031	210, 211	6096/200	207
6041	232	6087/121	256	6092/020	210, 211	6094/048	210, 211	6096/221	210
6041/011	231	6087/200	257	6092/031	210, 211	6094/050	210, 211	6096/300	207
6041/070	231	6087/321	256	6092/048	210, 211	6094/080	210, 211	6096/400	207
6041/080	231	6088	256	6092/050	210, 211	6094/090	210, 211	6096/601	206
6041/090	231	6088/001	257	6092/080	210, 211	6094/121	210	6097	230
6041/200	233	6088/002	257	6092/090	210, 211	6094/200	207	6097/011	231
6041/221	232	6088/121	256	6092/121	210	6094/221	210	6097/070	231
6041/300	233	6088/200	257	6092/200	207	6094/300	207	6097/080	231

ÍNDICE DE REFERÊNCIAS

REFERENCE INDEX

Ref.	Pag.	Ref.	Pag.	Ref.	Pag.	Ref.	Pag.	Ref.	Pag.
6097/090	231	6104/002	225	6108/700	177	6114/650	43	6121/652	89
6097/200	233	6104/003	224	6109	176	6114/800	42	6122	88
6097/221	232	6104/004	225	6109/011	176	6115	42	6122/050	88
6097/300	233	6104/121	222	6109/020	176	6115/001	43	6122/100	89
6097/400	233	6104/900	223	6109/050	176	6115/050	42	6122/650	89
6097/800	231	6104/901	224	6109/080	176	6115/300	43	6123	88
6098	230	6105	222	6109/121	176	6115/650	43	6123/050	88
6098/011	231	6105/002	225	6109/200	177	6115/800	42	6123/100	89
6098/070	231	6105/003	224	6109/221	176	6116	182	6123/650	89
6098/080	231	6105/121	222	6109/300	177	6116/011	183	6124	88
6098/090	231	6105/900	223	6109/500	177	6116/020	183	6124/050	88
6098/200	233	6105/901	224	6110	176	6116/050	183	6124/100	89
6098/221	232	6106	176	6110/011	176	6116/100	182	6124/650	89
6098/300	233	6106/011	176	6110/020	176	6116/300	182	6125	88
6098/400	233	6106/020	176	6110/050	176	6117	182	6125/050	88
6099	222	6106/050	176	6110/080	176	6117/011	183	6125/100	89
6099/002	225	6106/080	176	6110/121	176	6117/020	183	6125/650	89
6099/003	224	6106/121	176	6110/200	177	6117/050	183	6126	88
6099/121	222	6106/200	177	6110/221	176	6117/100	183	6126/050	88
6099/900	223	6106/221	176	6110/300	177	6117/300	183	6126/100	89
6099/901	224	6106/300	177	6110/500	177	6118	182	6126/650	89
6099/902	224	6106/500	177	6111	176	6118/011	183	6128	243
6100	222	6106/700	177	6111/011	176	6118/020	183	6128/050	243
6100/001	223	6107	176	6111/020	176	6118/050	183	6128/500	243
6100/002	225	6107/011	176	6111/050	176	6118/100	182	7000	292
6100/003	224	6107/020	176	6111/080	176	6118/300	182	7000/010	293
6100/121	222	6107/050	176	6111/121	176	6119	182	7000/011	293
6100/900	223	6107/080	176	6111/221	176	6119/011	183	7000/013	292
6100/901	224	6107/121	176	6112	42	6119/020	183	7000/014	292
6101	222	6107/200	177	6112/001	43	6119/050	183	7000/016	211, 295
6101/001	223	6107/221	176	6112/050	42	6119/100	183	7000/020	292
6101/002	225	6107/300	177	6112/300	43	6119/300	183	7000/031	292
6101/003	224	6107/500	177	6112/650	43	6120	182	7001	292
6101/121	222	6107/700	177	6112/800	42	6120/011	183	7001/010	293
6101/900	223	6108	176	6113	42	6120/020	183	7001/020	292
6101/902	224	6108/011	176	6113/001	43	6120/050	183	7001/031	292
6103	222	6108/020	176	6113/050	42	6120/100	183	7002	292
6103/001	223	6108/050	176	6113/300	43	6120/300	183	7002/010	293
6103/002	225	6108/080	176	6113/650	43	6121	88	7002/011	293
6103/121	222	6108/121	176	6113/800	42	6121/002	89	7002/013	292
6103/900	223	6108/200	177	6114	42	6121/050	88	7002/014	292
6103/901	224	6108/221	176	6114/001	43	6121/100	89	7002/020	292
6104	222	6108/300	177	6114/050	42	6121/650	89	7002/031	292
6104/001	223	6108/500	177	6114/300	43	6121/651	89	7003	292

Ref.	Pag.	Ref.	Pag.	Ref.	Pag.	Ref.	Pag.	Ref.	Pag.
7003/010	293	8490	249, 279	8571	102, 165, 202, 222	8688/920	275	8823/640	38
7003/020	292	8492	249, 279	8572	102, 202	8690	141, 184	8825	135
7003/031	292	8494	279	8573	102, 165, 202, 222	8690/640	184	8826	135
7005/121	146	8495	279	8602	105	8690/720	184	8827	135
7097	293	8496	279	8603	105	8690/820	184	8830	28, 29
7098	293	8497	249	8604	105	8691	141, 184	8830/036	29
7103	146	8498	249	8605	105	8691/720	184	8830/240	28
7103/001	146	8499	249	8606	105	8691/820	184	8830/490	29
7103/002	146	8520	281	8607	105	8692	141, 184	8830/500	29
7103/003	146	8521	281	8610	121	8692/640	184	8830/990	28
7103/004	146	8522	281	8612	121	8692/720	184	8831	28, 29
7103/020	146	8523	281	8620	22, 23	8692/820	184	8831/036	29
7103/031	146	8530	247	8621	22, 23	8693	141, 184	8831/240	28
7103/121	146	8531	247	8622	22, 23	8693/640	184	8831/490	29
7104	146	8532	247	8623	22, 23	8693/720	184	8831/500	29
7122	150	8533	247	8624	22, 23	8693/820	184	8831/990	28
7122/001	150	8540	245	8625	22, 23	8694	141, 184	8832	28, 29
7122/002	150	8541	245	8660	92, 93, 140	8694/640	184	8832/036	29
7122/003	150	8542	245	8661	92, 93, 140	8694/720	184	8832/240	28
7122/004	150	8543	245	8662	92, 93, 140	8694/820	184	8832/490	29
7122/005	150	8558	102, 202, 252	8663	92, 93, 140	8710	49	8832/500	29
7122/121	150	8559	102, 252	8670	190	8712	49	8832/990	28
7122/221	150	8560	102, 222, 230, 236, 252, 256, 259	8671	190	8716	49	8833	28, 29
8020	296, 297	8561	102, 165, 202, 216, 222, 256	8672	190	8720	49	8833/036	29
8025	296, 297	8562	102, 202, 222, 230, 236, 252	8673	190	8732	49	8833/240	28
8175	283	8563	102	8675	271	8740	49	8833/490	29
8176	283	8564	102, 222	8676	271	8742	49	8833/500	29
8177	283	8565	102, 167, 230, 239	8677	271	8744	49	8833/990	28
8178	283	8566	102, 167, 230, 236, 239, 252, 256, 259	8678	271	8754	65	8870	141, 178, 179, 212, 213
8181	267	8567	102, 259	8679/920	271	8756	65	8870/640	213
8182	267	8568	102, 239, 256, 259	8681	141, 243	8770	63, 140	8870/720	178
8200	111	8569	102, 216, 236, 239	8681/640	243	8771	63, 140	8870/820	178
8202	111	8570	102, 216, 230, 256	8681/820	243	8772	63, 140	8871	141, 212, 213
8202/211	111			8685	275	8773	63, 140	8880	141, 178, 179, 212, 213
8202/212	111			8685/920	275	8774	63	8880/640	213
8204	111			8686	275	8819	38	8880/720	178
8206	111			8686/920	275	8819/640	38	8880/820	178
8206/211	111			8687	275	8820	38, 140	8881	178, 179, 212, 213
8206/212	111			8687/920	275	8820/640	38	8881/640	213
8260	241, 285			8688	275	8821	38, 140	8881/720	178
8261	241, 285					8821/640	38		
8262	241, 285					8822	38, 140		
8263	285					8822/640	38		
8264	241					8823	38, 140		

ÍNDICE DE REFERÊNCIAS

REFERENCE INDEX

Ref.	Pag.	Ref.	Pag.	Ref.	Pag.	Ref.	Pag.	Ref.	Pag.
8881/820	178	8922	124	8943/820	118	9052	137	9094	34, 35
8882	178, 179, 212, 213	8922/012	124	8944	118	9053	137	9094/016	35
8882/640	213	8922/640	124	8944/012	118	9054	137	9094/048	35
8882/720	178	8923	124	8944/640	118	9060	84	9094/640	35
8882/820	178	8923/012	124	8944/800	118	9060/920	84	9095	34, 35
8883	178, 179, 212, 213	8923/640	124	8944/820	118	9061	84	9095/016	35
8883/421	213	8925	128	8945	114, 115	9061/920	84	9095/048	35
8883/521	213	8925/012	128	8945/012	114	9062	84	9095/640	35
8883/640	213	8925/640	128	8945/640	115	9062/920	84	9096	34, 35
8883/720	178	8926	128	8946	114, 115	9063	84	9096/016	35
8883/820	178	8926/012	128	8946/012	114	9063/920	84	9096/048	35
8884	178, 179, 212, 213	8926/640	128	8946/640	115	9064	84	9096/640	35
8884/421	213	8927	128	8947	114, 115	9064/920	84	9097	34, 35
8884/521	213	8927/012	128	8947/012	114	9065	84	9097/016	35
8884/640	213	8927/640	128	8947/640	115	9065/920	84	9097/048	35
8890	213	8930	264, 265	8948	114, 115	9070	199	9097/640	35
8891	213	8930/720	265	8948/012	114	9070/012	199	9098	34, 35
8892	213	8930/820	265	8948/640	115	9070/640	199	9098/016	35
8893	213	8930/920	265	8949	114, 115	9070/720	199	9098/048	35
8894	213	8931	264, 265	8949/012	114	9070/920	199	9098/640	35
8895	213	8931/720	265	8949/640	115	9071	199	9099	34, 35
8915	132	8931/820	265	9000	296	9071/012	199	9099/016	35
8915/012	132	8931/920	265	9010	147	9071/640	199	9099/048	35
8915/640	132	8933	264, 265	9012	219	9071/720	199	9099/640	35
8916	132, 154	8933/720	265	9014	151	9071/920	199	9100	56, 57
8916/012	132	8933/820	265	9021	96	9072	195	9100/009	56, 57
8916/640	132	8933/920	265	9021/024	96	9072/012	195	9100/100	56, 57
8917	132, 154	8934	264, 265	9021/036	96	9072/640	195	9100/112	56, 57
8917/012	132	8934/720	265	9022	96	9072/720	195	9100/640	56, 57
8917/640	132	8934/820	265	9022/024	96	9072/920	195	9101	56, 57
8918	132	8934/920	265	9022/036	96	9073	195	9101/009	56, 57
8918/012	132	8941	118	9023	96	9073/012	195	9101/100	56, 57
8918/640	132	8941/012	118	9023/024	96	9073/640	195	9101/112	56, 57
8919	132	8941/640	118	9023/036	96	9073/720	195	9101/640	56, 57
8919/012	132	8941/800	118	9023/124	96	9073/920	195	9102	56, 57
8919/640	132	8941/820	118	9025	71	9074	195	9102/009	56, 57
8920	124	8942	118	9030	80	9074/012	195	9102/100	56, 57
8920/012	124	8942/012	118	9031	80	9074/640	195	9102/112	56, 57
8920/640	124	8942/640	118	9032	80	9074/720	195	9102/640	56, 57
8921	124	8942/800	118	9033	80	9074/920	195	9103	56, 57
8921/012	124	8942/820	118	9035	68	9075	199	9103/009	56, 57
8921/640	124	8943	118	9036	68	9075/012	199	9103/100	56, 57
		8943/012	118	9037	68	9075/640	199	9103/112	56, 57
		8943/640	118	9050	137	9075/720	199	9103/640	56, 57
		8943/800	118	9051	137	9075/920	199	9104	56, 57

Ref.	Pag.	Ref.	Pag.
9104/009	56, 57	15006/221	160
9104/100	56, 57	15007	160
9104/112	56, 57	15007/221	160
9104/640	56, 57	15008	160
9105	56, 57	15008/221	160
9105/009	56, 57	15009	160, 295
9105/100	56, 57	15010	160, 295
9105/112	56, 57	15011	161
9105/640	56, 57	15012	154
9106	56, 57	15012/221	154
9106/009	56, 57	15013	154
9106/100	56, 57	15013/221	154
9106/112	56, 57	15014	154
9106/640	56, 57	15014/221	154
9107	56, 57	15015	154
9107/009	56, 57	15015/221	154
9107/100	56, 57	15016	160
9107/112	56, 57	15017	160
9107/640	56, 57	15018	154
9143	76, 77	15019	161
9143/016	76, 77	15020	161
9143/640	76, 77	15021	154
9144	76, 77		
9144/016	76, 77		
9144/640	76, 77		
9145	76, 77		
9145/016	76, 77		
9145/640	76, 77		
9146	76, 77		
9146/016	76, 77		
9146/640	76, 77		
9147	76, 77		
9147/016	76, 77		
9147/640	76, 77		
15000	292, 294		
15001	292, 294		
15002	160		
15002/221	160		
15003	160		
15003/221	160		
15004	160		
15004/221	160		
15005	160		
15005/221	160		
15006	160		



AVISO \ WARNING

As cores podem apresentar ligeiras diferenças de tonalidade.
Printed colour is as accurate as the limitations of the printing process will allow.

Copyright CINCA

O conteúdo deste catálogo está protegido pelas disposições do Código do Direito de Autor e dos Direitos Conexos. Qualquer reprodução, total ou parcial, do mesmo, sem autorização expressa da CINCA, faz incorrer nas penalidades fixadas na Lei, designadamente nas previstas no referido Código em matéria penal.

A CINCA reserva o direito de alterar ou eliminar, total ou parcialmente, qualquer referência ou especificação técnica contida neste catálogo.

The contents of this catalogue are protected by the Author's Code of Copyright and the Connected Rights. Any reproduction, partial or total, without the express authorization of CINCA, will incur fixed penalties as set out in the Law, as designated by the related Code.
CINCA reserves the right to modify or discontinue, in whole or in part, any reference or technical specification within this brochure.

Elaboração: Departamento de Marketing CINCA 2018
Developed by CINCA Marketing Department
Impressão \ Printed by: Greca Artes Gráficas



CINCA S.A.

Rua Principal, 39 | Apartado 12
P 4509-908 Fiães VFR Portugal
Tel.: 227 476 400
Fax: 227 476 488
Email: cinca@cinca.pt

Export Department

Tel.: +351 227 476 462
Fax: +351 227 476 494/5
Email: internacional@cinca.pt

Serviços Comerciais Portugal

Tel.: 227 476 404
Fax: 227 476 490
Email: portugal@cinca.pt

Showroom Lisboa

Rua Abranches Ferrão, 3B
P 1600-296 Lisboa Portugal
Tel.: 217 210 620
Fax: 217 210 629

www.cinca.pt